

**FIELD PRACTICE REPORT ON THE CULTURE OF ANGUILLIDEELS
(*Anguilla bicolorpacifica*) AND (*Anguilla marmorata*) IN EARTHEN
PONDS AT C. C. CANGCO TILAPIA HATCHERY
SAN VICENTE, CONCEPCION, TARLAC**

By

MA. ANGELA A. BUENAVENTURA

**Department of Aquaculture
COLLEGE OF FISHERIES
CENTRAL LUZON STATE UNIVERSITY
Science City of Muñoz, Nueva Ecija
Philippines**

2018

**FIELD PRACTICE REPORT ON THE CULTURE OF ANGUILLID EELS
(*Anguilla bicolor pacifica*) AND (*Anguilla marmorata*) IN EARTHEN
PONDS AT C. C. CANGCO TILAPIA HATCHERY
SAN VICENTE, CONCEPCION, TARLAC**

by

MA. ANGELA A. BUENAVENTURA

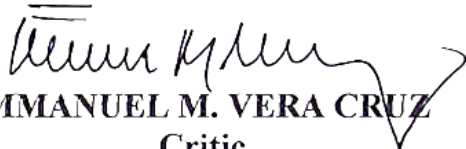
**Undergraduate Field Practice Report presented to the faculty of
College of Fisheries, Central Luzon State University in
partial fulfillment of requirements for the degree**


of

BACHELOR OF SCIENCE IN FISHERIES

Approved:



APOLINARIO V. YAMBOT
Adviser


EMMANUEL M. VERA CRUZ
Critic


KARL MARX A. QUIAZON
Department Chairperson


CLAIRE SAMANTHA T. JUANICO
Field Practice Coordinator

Accepted:


RAVELINA R. VELASCO
Acting Dean

**Department of Aquaculture
COLLEGE OF FISHERIES
CENTRAL LUZON STATE UNIVERSITY
Science City of Muñoz, Nueva Ecija
Philippines**

2018

BIOGRAPHICAL DATA



Personal Data

Name	Ma. Angela A. Buenaventura
Birthday	November 18, 1996
Birth Place	Cabanatuan City, Nueva Ecija
Address	Buasao, Sto. Domingo Nueva Ecija
Parents	Roberto P. Buenaventura and Nimia R. Andres

Educational Attainment

Elementary	Santo Domingo Central Elementary School Malasin, Santo Domingo, Nueva Ecija
Secondary	Rominas Heavenly Angels Montessori Sagaba, Santo Domingo, Nueva Ecija
Tertiary	Central Luzon State University Science City of Muñoz, Nueva Ecija

ACKNOWLEDGMENT

First of all, the author is grateful to our Almighty God for giving her the knowledge, strength, wisdom and guidance that she needed in order to finish this paper.

She would also like to acknowledge the following persons whom she considers to be behind the success and accomplishment of her paper:

To her parents Mr. Roberto P. Buenaventura, Sr. and Mrs. Nimia A. Buenaventura and her siblings, Isabel and Big-Boy for the support, love and encouragement they freely gave her;

To her adviser, Dr. Apolinario V. Yambot; Dr. Emmanuel M. Vera Cruz, her critic; and Ms. Claire Samantha T. Juanico, her Field Practice Coordinator for the guidance, support and knowledge they shared;

To Mr. Christopher C. Cangco, for allowing the author to undertake her training at the farm, as well as for his guidance and hospitality during her training; to Sir. Reymond D. Jadap for guiding the author so she could accomplish her tasks satisfactorily; and the staff whom she considered as her second family during her training;

To her friends and classmates for the support and encouragement;

To her Pastor, brothers and sisters for their prayers; and

Finally, to Ms. Catherine V. Garcia, her training partner for her help and generosity.



MA. ANGELA A. BUENAVENTURA

TABLE OF CONTENTS

	<u>Page</u>
LIST OF FIGURES	vii
LIST OF TABLES	viii
EXECUTIVE SUMMARY	ix
BACKGROUND OF FIELD PRACTICE	
Nature of Field Practice	1
Location and Description of the Farm	1
Organizational Structure of the Farm	2
Species Cultured	3
Biology and Biogeography	6
ACTIVITIES UNDERTAKEN	
Preparation of conditioning tank	9
Conditioning	10
Collecting of glass eels to be stocked in earthen ponds	11
Weighing	11
Stocking of glass eels in earthen ponds	12
Management and monitoring	12
Partial harvesting of kuroko size	13
Daily feeding	14
Feed formulation	14
OTHER ACTIVITIES UNDERTAKEN	
Tank cleaning	16
Fish filleting	16
Sampling	17
Identification based on caudal pigmentation	17
Net sewing	18
Packaging of kuroko eels for disposal	18
STRENGTHS AND WEAKNESSES OF THE FARM	
Strengths of the farm	
Machine and equipment	20
Service vehicle	20
Staff	20
Elevation of the farm	20
Weakness of the farm	
Security	20

REFERENCES	22
APPENDICES	
Activities undertaken in the farm	24

LIST OF FIGURES

<u>Figure No.</u>	<u>Title</u>	<u>Page</u>
1	Organizational Structure of the Farm	3
2	<i>Anguilla bicolor pacifica</i>	4
3	<i>Anguilla marmorata</i>	5
4	Cleaning of conditioning tank	9
5	Tubifex	10
6	Aerated concrete tanks with 17 silicon airline tubes	10
7	Materials and equipment used in conditioning glass eels	11
8	Collecting of glass eels in conditioning tank	11
9	Weighing of glass eels	12
10	Stocking of glass eels in aerated earthen ponds	12
11	Management and monitoring	13
12	Partial harvesting of kuroko size	13
13	Feeding of eels in earthen ponds	14
14	Feed formulation	15
15	Tank cleaning	16
16	Fish filleting	16
17	Sampling of newly arrived glass eels	17
18	Identification based on caudal pigmentation	18
19	Net sewing	18
20	Packaging of kuroko eels for disposal	19

LIST OF TABLES

<u>Figure No.</u>	<u>Title</u>	<u>Page</u>
1	Activities undertaken in the farm	25

**FIELD PRACTICE REPORT ON THE CULTURE OF ANGUILLID EELS
(*Anguilla bicolor pacifica*) AND (*Anguilla marmorata*) IN EARTHEN
PONDS AT C.C CANGCO TILAPIA HATCHERY
SAN VICENTE, CONCEPCION, TARLAC**

EXECUTIVE SUMMARY

The field practice was conducted at C.C. Cangco Tilapia hatchery at Barangay San Vicente, Concepcion, Tarlac, from June 14, 2016 to July 15, 2016, a total of 30 working days of training. The aim of the farm is to produce good quality Tilapia fingerlings since it is known as a certified tilapia hatchery in the region. The farm also cultures high-valued fish like Anguillid eels which the author concentrated on during the field practice.

The activities involved in the culture of Anguillid eels are preparation of conditioning tank, conditioning, collecting of glass eels, weighing, stocking of glass eels in earthen ponds, management and monitoring, partial harvesting of kuroko size, daily feeding and feed formulation.

The strengths of the farm include availability of machine and equipment, availability of service vehicle, staff and elevation of the farm. The weakness of the farm is its security.

REFERENCES

- Aoyama, J., T. Yoshinaga, A. Shinoda, A.V. Yambot, Y.S. Han. 2015. Seasonal changes in species composition of glass eels of the genus *Anguilla* (Teleostei: Anguillidae) recruiting to the Cagayan River, Luzon Island, the Philippines. *Pacific Science* 69(2): 263-270.
- Briones, A. A., A.V. Yambot, A. J. Shiao, Y. Iizuka, W. Tzeng. 2007. Migratory pattern and habitat use of tropical eels *Anguilla* spp. (Teleostei: Anguilliformes: Anguillidae) in the Philippines, as revealed by otolith microchemistry. *The Raffles Bulletin of Zoology* 14: 141-149.
- Chow, S., H. Kuroki, N. Mochioka, S. Kaji, M. Okazaki, K. Tsukamoto. 2009. Discovery of mature freshwater eels in the open ocean. *Fisheries Science* 75(2): 257-259.
- Han, Y.S., A.V. Yambot, H. Zhang. 2012b. Sympatric spawning but allopatric distribution of *Anguilla japonica* and *Anguilla marmorata*: sieving effects of temperature and oceanic current. *Plos One* 7(6): 1-11.
- Han, Y.S., Y.F. Lin, C.R. Wu, Y. Iizuka, T. Castillo, I. Yambot, M. Mamalangkap, A.V. Yambot. 2016. Biogeographic distribution of the eel *Anguilla luzonensis*: dependence upon larval duration and oceanic currents. *Marine Ecology Progress Series* 551: 227-238.
- Han, Y.S., H. Zhang, Y.H. Tseng, M.L. Shen. 2012a. Larval Japanese eel (*Anguilla japonica*) as sub-surface current bio-tracers on the East Asia continental shelf. *Fisheries Oceanography* 21(2): 281-290.
- Hu, D., and M. Cui. 1991. The western boundary current of the Pacific and its role in the climate. *Chinese Journal of Oceanology Limnology* 9: 1-14.
- Jamandre, B.W.D., K.N. Shen, A.V. Yambot, W.N. Tzeng. 2007. Molecular phylogeny of Philippine freshwater eels *Anguilla* spp. (Actinopterygi: Anguilliformes: Anguillidae) inferred from mitochondrial DNA. *The Raffles Bulletin of Zoology* 14: 43-51.
- Kuroki, M., J. Aoyama, M.J. Miller, S. Wouthuyzen, T. Arai, K. Tsukamoto. 2006. Contrasting patterns of growth and migration of tropical anguillid leptocephali in the Western Pacific and Indonesian Seas. *Marine Ecology Progress Series* 309: 233-246.
- Kuroki, M., J. Aoyama, M.J. Miller, T. Yoshinaga, A. Shinoda, S. Hagihara, K. Tsukamoto. 2009. Sympatric spawning of *Anguilla marmorata* and *Anguilla japonica* in the Western North Pacific Ocean. *Journal Fisheries Biology* 74(1): 853-865.
- Miller, M.J., J. Aoyama, K. Tsukamoto. 2009. New perspectives on the early life history of tropical anguillid eels: Implications for management. *American Fisheries Society Symposium* 58: 71-84.

- Minegishi, Y., J. Aoyama, K. Tsukamoto. 2008. Multiple population structure of the giant mottled eel, *Anguilla marmorata*. *Molecular Ecology* 17(3): 109–122.
- Shirotori, F., T. Ishikawa, C. Tanaka, J. Aoyama, A. Shinoda, A.V. Yambot, T. Yoshinaga. 2016. Species composition of anguillid glass eels recruited at southern Mindanao Island, the Philippines. *Fisheries Science* 82(5): 1-10.
- Tesch, F.W. 2003. *The Eel*. Third Edition. Blackwell Science, Oxford. 408pp.
- Tsukamoto, K. 1992. Discovery of the spawning area for japanese eel. *Nature* 356: 789–791.
- Tsukamoto, K. 2006. Spawning of eels near a seamount: tiny transparent larvae of the japanese eel collected in the open ocean reveal a strategic spawning site. *Nature* 439: 929.