



CENTRAL LUZON STATE UNIVERSITY



**GROWTH RESPONSE AND MYCOREMEDIATION POTENTIAL OF
*Lentinus sajor-caju***

JAYA LOU PUNZALAN PASIGUE

An Undergraduate Thesis Submitted to the Faculty of the Department of
Biological Sciences, College of Arts and Sciences, Central Luzon
State University, Science City of Muñoz, Nueva Ecija,
Philippines, In Partial Fulfilment of the
Requirements for the Degree

BACHELOR OF SCIENCE IN BIOLOGY

JUNE 2017





Republic of the Philippines
CENTRAL LUZON STATE UNIVERSITY
Science City of Muñoz, Nueva Ecija

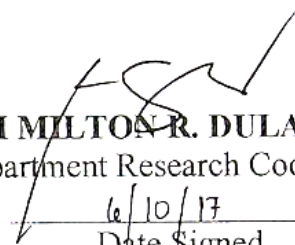
COLLEGE OF ARTS AND SCIENCES
Department of Biological Sciences

APPROVAL SHEET


The Undergraduate Thesis entitled: **GROWTH RESPONSE AND MYCOREMEDIATION POTENTIAL OF *Lentinus sajor-caju*** prepared and submitted by **JAYA LOU PUNZALAN PASIGUE** in partial fulfillment of the requirements for the degree of **BACHELOR OF SCIENCE IN BIOLOGY** is hereby approved and accepted.

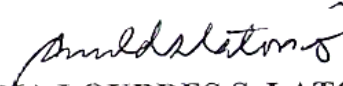

RICH MILTON R. DULAY, M. Sc.
Adviser
6/10/17
Date Signed



SOFRONIO P. KALAW, Ph. D.
Critic
6/10/17
Date Signed


RICH MILTON R. DULAY, M. Sc.
Department Research Coordinator
6/10/17
Date Signed

Accepted in partial fulfillment of the requirements for the degree of **BACHELOR OF SCIENCE IN BIOLOGY**.


EVARISTO A. ABELLA, Ph. D.
Chair, Department of Biological Sciences
6/11/17
Date Signed


ANNA MARIA LOURDES S. LATONIO, Ph. D.
College Research Coordinator
6/11/17
Date Signed


MYRNA R. UMAGAT, Ph. D.
Dean, College of Arts and Sciences
6/11/17
Date Signed



BIOGRAPHICAL SKETCH

PERSONAL INFORMATION

Name: Jaya Lou P. Pasigue
Birth Date: October 16, 1996
Birthplace: Sto. Domingo, Nueva Ecija
Address: 317 Purok 2, Brgy. Baloc,
Sto. Domingo, Nueva Ecija
Religion: Born Again Christian
Civil Status: Single
Parents: Leo C. Pasigue
Perla P. Pasigue



EDUCATIONAL BACKGROUND

Elementary: Baloc Elementary School
Baloc, Sto. Domingo, Nueva Ecija
(A.Y 2003-2009)

Secondary: Talavera National High School
Talavera, Nueva Ecija
(A.Y. 2009-2013)

Tertiary: Central Luzon State University
Science City of Muñoz, Nueva Ecija
(A.Y. 2013-2017)
Bachelor of Science in Biology

ON THE JOB TRAINING

Philippine Carabao Center at CLSU
Science City of Muñoz, Nueva Ecija
June 13, 2016 – July 14, 2016

SEMINARS ATTENDED

Animal Genetic Resources in Japan and an International Collaboration
(A SATREPS Project)
Philippine Carabao Center, Science City of Muñoz, Nueva Ecija
February 15, 2017



Special Lecture on Cryo Banking of Animal Genetic Resources
RET Amphitheater, CLSU, Science City of Muñoz, Nueva Ecija
February 15, 2017

Philippine Biodiversity and the National Museum
University Auditorium, CLSU
Science City of Muñoz, Nueva Ecija
March 22, 2016

HIV: AIDS “Survival of the Fittest. The Human Culture
Media
University Auditorium, CLSU
Science City of Muñoz, Nueva Ecija
November 21, 2015

Current Trends in Food Safety and Quality Assurance
University Auditorium, CLSU
Science City of Muñoz, Nueva Ecija
August 30, 2014

Direct Seeding: A Response to Economical and
Technological Challenges in Rice Farming
University Auditorium, CLSU
Science City of Muñoz, Nueva Ecija
September 27, 2013

General Biology Quiz Bee
CAS Annex, CLSU
Science City of Muñoz, Nueva Ecija
August 2013



ACKNOWLEDGEMENT

Immeasurable appreciation and deepest gratitude is extended to the following persons who in one way or another have contributed in making this study possible.

First of all, the author would like to express her deepest gratitude to her adviser, Mr. Rich Milton R. Dulay, for accepting her as advisee and for giving her the opportunity to do research. His words, valuable comments, suggestions and provisions have always inspired her to bring the best out of her. It is not often that one finds an adviser that always finds time for listening to the little problems and that will treat you like his own child. Without his utmost support, this study would not have been possible;

To her committee, including Dr. Sofronio P. Kalaw, her critic and Mr. Rich Milton R. Dulay, her adviser and also the Department Research Coordinator, for their encouragement, insightful comments, and supervision that helped her to carry out this study;

To Dr. Evaristo A. Abella, the Department Chair, Dr. Anna Maria Lourdes S. Latonio, the College Research Coordinator and Dr. Myrna R. Umagat, the College Dean for allowing her to undertake this study;

To Dr. Sofronio P. Kalaw for giving her permission to conduct her thesis at Center for Tropical Mushroom Research and Development and to all the staff and workers in Mushroom Center including Ate Dear, Ate Imang, Ate Asing, Kuya Tolits, Kuya Rowell, Kuya Jeff, Kuya Dennis, thank you very much for all the support and for all the fun that you had during her work;



To her co-advisee, Kristal Dale F. Corpuz, who introduced her to their adviser and the one who helped her throughout her thesis. Without her, things would not have been very easy for her. To Kuya Joseph Diaz, for giving her time and helped her in the analysis of data and its statistical computation. To Ma'am May Ann Geminiano, who helped her when things go wrong during the conduct of her thesis;

To Pastor Evigan Manzano, Pastor Arman Pepito, Pastor Renato Pepito and to all the prayer warriors who did not fail to pray for her throughout the conduct of her thesis. The author would like to say thank you for sharing the words of God;

To her friends, especially Noemi C. Ramilo, for being her friend since first year college; who is always been there for her with words of encouragement or listening ear, to Abegail A. Alcazar and Eduardo J. Damaso, Jr., for the support and for always reminding her to finish her thesis on time, to Kresta Padilla, Levi Corpuz, Jemerlene G.Y. Racca and Wilson Mendoza, for the moral support and to Sam Raven D. Andres for providing her with unfailing support and continuous encouragement through the process of conducting and writing this thesis. Without you guys, she would not be able to survive all the stress and dilemmas she had experienced throughout her thesis;

To her family, Perla P. Pasigue, Leo C. Pasigue, Ann Jillian P. Pasigue, Gio Paolo P. Pasigue and Ceferina D. Punzalan, for their love, prayers, advices, sacrifices, moral and financial support that gave her inspiration to finish her thesis. The author is thankful and blessed to have a family like you. You have been there for her through every chapter of her life, the good, the bad and everything in between. You should know that



your support and encouragement was worth more than the author can express in this paper;

Above all, to our Almighty God, the author of knowledge and wisdom, for giving her strength and power of mind, protection and skills to perform the tasks needed during her thesis. Thank you for being the greatest gift anyone could ever receive and for your amazing and unfailing love and grace in my life. All of these would offer to You. In Jesus name!

JAYA LOU P. PASIGUE



TABLE OF CONTENTS

	PAGE
TITLE PAGE	i
APPROVAL SHEET	ii
BIOGRAPHICAL SKETCH	iii
ACKNOWLEDGEMENT	v
TABLE OF CONTENTS	viii
LIST OF TABLES	x
LIST OF FIGURES	xi
LIST OF APPENDICES	xii
LIST OF APPENDIX TABLES	xiii
LIST OF APPENDIX FIGURES	xiv
ABSTRACT	xv
INTRODUCTION	1
Objective of the Study	3
Significance of the Study	3
Scope and Limitation of the Study	4
Time and Place of the Study	4
REVIEW OF LITERATURE STUDY	5
Taxonomic Identification of <i>L. sajor-caju</i>	5
Morphological Characteristics of <i>L. sajor-caju</i>	5
Biological Efficiency	6
Life Cycle	7
Mycelial Growth	7
Bioremediation Using Fungi	9



Heavy Metal Tolerance of Fungi	13
MATERIALS AND METHODS	15
Source of Pure Culture	15
Revival of Culture and Preparation of Mycelial Discs	15
Preparation of Coconut Water Gulaman with Heavy Metals	15
Evaluation of the Mycelial Growth	16
Preparation of the Grain Spawn	16
Preparation of the Substrate with Heavy Metals	17
Production of Fruiting Body of <i>L. sajor-caju</i>	17
Detection of Heavy Metals	17
Data to be Gathered	18
Statistical Analysis	18
RESULTS AND DISCUSSION	19
Mycelial Growth Performance	19
Fruiting Body Performance of <i>L. sajor-caju</i>	22
Mycoremediation Potential of <i>L. sajor-caju</i>	23
SUMMARY, CONCLUSION AND RECOMMENDATION	25
Summary	25
Conclusion	26
Recommendation	27
LITERATURE CITED	28
APPENDICES	34



LIST OF FIGURES

FIGURE		PAGE
1	The fruiting body of <i>L. sajor-caju</i>	5
2	Culture plates of <i>L. sajor-caju</i> on coconut water gulaman media at varying concentrations of heavy metals; lead (ABCD), cadmium (EFGH) and 0 ppm, heavy metal free (I) after 5 days of incubation	21
3	Fruiting bodies of <i>L. sajor-caju</i> grown on rice straw and sawdust based substrate infused with 2 ml Of 1000 ppm of lead (A), cadmium (B) and heavy metal free (C)	23



LIST OF APPENDICES

APPENDIX		PAGE
A	Statistical analysis	35
B	Photodocumentation of research activity	40



LIST OF APPENDIX TABLES

APPENDIX TABLE		PAGE
1	Analysis of variance of mycelial growth diameter of <i>L. sajour-caju</i> at 1 ppm concentration	35
2	Analysis of variance of mycelial growth diameter of <i>L. sajour-caju</i> at 10 ppm concentration	36
3	Analysis of variance of mycelial growth diameter of <i>L. sajour-caju</i> at 100 ppm concentration	37
4	Analysis of variance of mycelial growth diameter of <i>L. sajour-caju</i> at 1000 ppm concentration	38
5	Analysis of variance of weight, pileus diameter and stipe length of <i>L. sajour-caju</i>	39



LIST OF APPENDIX FIGURES

APPENDIX FIGURE		PAGE
1	Revival of culture and preparation of mycelial discs	40
2	Preparation of coconut water with heavy metals	41
3	Preparation of grain spawn	42
4	Preparation of substrate with heavy metals	43
5	Inoculation of grain spawn into the substrate	44
6	Fruiting bags after 22 days of incubation: lead (A), cadmium (B), control (C)	45



ABSTRACT

PASIGUE, JAYA LOU P. Bachelor of Science in Biology, Department of Biological Sciences, College of Arts and Sciences, Central Luzon State University, Science City of Muñoz, Nueva Ecija, Philippines, June 2017. **GROWTH RESPONSE AND MYCOREMEDIATION POTENTIAL OF *Lentinus sajor-caju*.**

Manuscript No: BIO-M-2nd17-032

Adviser: Rich Milton R. Dulay, M. Sc.

This study evaluated the growth performance and mycoremediation potential of *Lentinus sajor-caju* on the media with lead sulphate and cadmium nitrate. The mycelial growth response was evaluated on coconut water agar with varying levels of heavy metals. Fruiting body performance and mycoremediation potential were investigated in rice straw sawdust based substrate. Results revealed that both heavy metals significantly inhibited the growth of mycelia of *L. sajor-caju*. The highest percentage inhibition was noted at 1000 ppm of both lead (11.15 %) and cadmium (4.82%). The first flush of fruiting bodies was not statistically differed from each other. The fruiting body contained 58.87 ppm of lead and 1.15 ppm of cadmium, which strongly indicate the mycoremediation potential of *L. sajor-caju*.



LITERATURE CITED

- ADAM, G. and H. DUNCAN. 2002.** Influence of diesel fuel on seed germination. *Environmental pollution*, 120(2): 363-370.
- ADAMOVIĆ, M., GRUBIĆ, G., MILENKOVIĆ, I., JOVANOVIĆ, R., PROTIĆ, R., SRETENOVIĆ, L. and L. STOIĆEVIĆ. 1998.** The biodegradation of wheat straw by *Pleurotus ostreatus* mushrooms and its use in cattle feeding. *Animal Feed Science and Technology*, 71(3): 357-362.
- ADENIPEKUN, C.O. and I.O. FASIDI. 2005.** Bioremediation of oil-polluted soil by *Lentinus subnudus*, a Nigerian white-rot fungus. *African journal of biotechnology*, 4(8): 796-798.
- ADENIPEKUN, C.O. and O.S. ISIKHUEMHEN. 2008.** Bioremediation of engine oil polluted soil by the tropical white rot fungus, *Lentinus squarrosulus* Mont. (Singer). *Pakistan journal of biological sciences: PJBS*, 11(12): 1634-1637.
- ADENIPEKUN, C.O. and O.S. ISIKHUEMHEN. 2008.** Bioremediation of engine oil polluted soil by the tropical white rot fungus, *Lentinus squarrosulus* Mont. (Singer). *Pakistan journal of biological sciences: PJBS*, 11(12): 1634-1637.
- ADENIPEKUN, C.O., EJOH, O.E., and A.A. OGUNJOBI. 2012.** Bioremediation of cutting fluids contaminated soil by *Pleurotus tuber-regium* Singer. *The Environmentalist*, 32(1): 11-18.
- ATLAS, R.M. and R. BARTHA. 1992.** Hydrocarbon biodegradation and oil spill bioremediation. *Advances in Microbial Ecology*, 12:287-338.
- BALDRIAN, P. 2003.** Interactions of heavy metals with white-rot fungi. *Enzyme and Microbial technology*, 32(1): 78-91.
- BARR, D.P. and S.D. AUST. 1994.** Pollutant degradation by white rot fungi. In *Reviews of environmental contamination and toxicology* (pp. 49-72). Springer New York.
- BEZALEL, L., HADAR, Y., FU, P.P., FREEMAN, J.P. and C.E. CERNIGLIA. 1996.** Initial oxidation products in the metabolism of pyrene, anthracene, fluorene, and dibenzothiophene by the white rot fungus *Pleurotus ostreatus*. *Applied and Environmental Microbiology*, 62(7): 2554-2559.



- BEZALEL, L., HADAR, Y., FU, P.P., FREEMAN, J.P. and C.E. CERNIGLIA.** 1996. Metabolism of phenanthrene by the white rot fungus *Pleurotus ostreatus*. Applied and environmental microbiology, 62(7): 2547-2553.
- BISHNOI, M., CHOPRA, K. and S.K. KULKARNI.** 2008. Protective effect of Curcumin, the active principle of turmeric (*Curcuma longa*) in haloperidol-induced orofacial dyskinesia and associated behavioural, biochemical and neurochemical changes in rat brain. Pharmacology Biochemistry and Behavior, 88(4): 511-522.
- CUEVAS, M.J., REYES, R. and S. KALAW.** 2009. Biophysiology of *Lentinus sajor-caju*. Journal of Tropical Biology, 7:48.
- DULAY, R.M.R., CASTRO, M.E.G.D., COLOMA, N.B., BERNARDO, A.P., CRUZ, A.G.D., TINIOLA, R.C., KALAW, S.P. and R.G. REYES.** 2015. Effects and myco-accumulation of lead (Pb) in five pleurotus mushrooms. International Journal of Biology, Pharmacy and Allied Sciences, 4(3), 1664-77.
- DULAY, R.M.R., FLORES, K.S., TINIOLA, R.C., MARQUEZ, D.H.H., DELA CRUZ, A.G., KALAW, S.P. and R.G. REYES.** 2015. Mycelial biomass production and antioxidant activity of *Lentinus tigrinus* and *Lentinus sajor-caju* in indigenous liquid culture. Mycosphere, 6(6), 659-666., Doi 10.5943/mycosphere/6/6/2.
- DULAY, R.M.R., KALAW, S.P., REYES, R.G., CABRERA, E.C. and N. ALFONSO** 2012. Optimization of culture conditions for mycelial growth and basidiocarp production of *Lentinus tigrinus* (Bull.) Fr., a new record of domesticated wild edible mushroom in the Philippines. Philippine Agricultural Scientist, 95(3): 278-285.
- DULAY, R.M.R., PASCUAL, A.H.L., CONSTANTE, R.D., TINIOLA, R.C., AREGLO, J.L., ARENAS, M.C., KALAW, S.P. and R.G. REYES.** 2015. Growth response and mycoremediation activity of *Coprinus comatus* on heavy metal contaminated media. Mycosphere, 6(1):1-7.
- EGGEN, T. and A. MAJCHERCZYK.** 1998. Removal of polycyclic aromatic hydrocarbons (PAH) in contaminated soil by white rot fungus *Pleurotus ostreatus*. International Biodeterioration & Biodegradation, 41(2): 111-117.
- EGGEN, T. and V. SASEK.** 2002. Use of edible and medicinal oyster mushroom [*Pleurotus ostreatus* (Jacq.: Fr.) Kumm.] spent compost in remediation of chemically polluted soils. International Journal of Medicinal Mushrooms, 4(3).



- EGUCHI, F., DULAY, R.M.R., KALAW, S.P., YOSHIMOTO, H., MIYAZAWA, N., SEYAMA, T. and R.G. REYES. 2014.** Antihypertensive activities of a Philippine wild edible white rot fungus (*Lentinus sajor-caju*) in spontaneously hypertensive rats as models. *Advances in Environmental. Biology*, 8(24): 74-81.
- ELEKES, C.C. and G. BUSUIOC. 2010.** The biomineral concentrations and accumulation in some wild growing edible species of mushrooms. *Annals Food Science and Technology*, 11(1): 74-78.
- FEDERICI, E., GIUBILEI, M. A., CAJTHAML, T., PETRUCCIOLI, M. and A. D'ANNIBALE. 2011.** *Lentinus (Panus) tigrinus* augmentation of a historically contaminated soil: matrix decontamination and structure and function of the resident bacterial community. *Journal of hazardous materials*, 186(2): 1263-1270.
- GAMOSO, G.R. 2014.** Mycelial growth performance and mycoremediation potential of *Ganoderma lucidum* (Curt, Fr.) Karst. Central Luzon State University, Science City of Muñoz, Nueva Ecija, Philippines.
- HADIBARATA, T., TACHIBANA, S. and K. ITOH. 2009.** Biodegradation of chrysene, an aromatic hydrocarbon by *Polyporus* sp. S133 in liquid medium. *Journal of hazardous materials*, 164(2): 911-917.
- KUFORJI, O.O. and I.O. FASIDI. 2008.** Enzyme activities of *Pleurotuber-regium* (Fries) Singer, cultivated on selected agricultural wastes. *Bioresource technology*, 99(10): 4275-4278.
- KULSHRESHTHA, S., MATHUR, N. and P. BHATNAGAR. 2013.** In: *Fungi as Bioremediators: Soil Biology*. Goltapeh EM, Danesh YR, Varma A, editor. Springer Berlin, Heidelberg. Mycoremediation of paper, pulp and cardboard industrial wastes and pollutants; 77-116.
- KULSHRESHTHA, S., MATHUR, N. and P. BHATNAGAR. 2014.** Mushroom as a product and their role in mycoremediation. Amity Institute of Biotechnology, Amity University Rajasthan, 14 – Gopal Bari, Ajmer Road, A-200, Vaishali Nagar, Jaipur 302021, Rajasthan, India. *AMB Express/content/4/1/29*.
- MACNAIR, M. R., TILSTONE, G. H. and S.E. SMITH. 1999.** 13 The Genetics of Metal Tolerance and Accumulation in Higher Plants. *Phytoremediation of contaminated soil and water*, 235.
- MAGDALENE, E. and J. ARIYO. 2009.** Effect of crude oil contamination on the yield and chemical composition of *Pleurotus tuberregium* (Fr.) Singer. *African Journal of Food Science*, 3(11): 323-327.



- MAGDAY, J.C.J.R., BUNGIHAN, M.E. and R.M.R. DULAY. 2014.** Optimization of mycelial growth and cultivation of fruiting body of Philippine wild strain of *Ganoderma lucidum*. *Current Research in Environmental & Applied Mycology*, 4(2): 162-172.
- MÁRQUEZ-ROCHA, F.J., HERNÁNDEZ-RODRÍGUEZ, V.Z. and R. VÁZQUEZ-DUHALT. 2000.** Biodegradation of soil-adsorbed polycyclic aromatic hydrocarbons by the white rot fungus *Pleurotus ostreatus*. *Biotechnology Letters*, 22(6): 469-472.
- MARTENS, R. and F. ZADRAZIL. 1998.** Screening of white-rot fungi for their ability to mineralize polycyclic aromatic hydrocarbons in soil. *Folia Microbiologica*, 43(1): 97-103.
- MARTÍN, M.C., GONZÁLEZ, B.A., and S.M. BLANCO. 2004.** Biological treatments for contaminated soils: hydrocarbon contamination. Fungal applications in bioremediation treatment. *Revista iberoamericana de micología*, 21(3): 103-120.
- NILANJAN, D. 2005.** Heavy metal biosorption by mushrooms. *Natural Product Radiance* 4:454-459
- OEI, P. 2003.** Mushroom cultivation, appropriate technology for mushroom growers. Backhugs Publishers, Leiden. The Netherlands.
- OGBO, E.M. and J.A. OKHUOYA. 2009.** Effect of crude oil contamination on the yield and chemical composition of *Pleurotus tuber-regium* (Fr.) Singer. *African Journal of Food Science*, 3(11): 323-327.
- PURKAYASTHA R.P., MITRA A.K., and B. BHATTACHARYYA. 1994.** Uptake and Toxicological Effects of Some Heavy Metals on *Pleurotus sajor-caju* (Fr.) Singer. *Ecotoxicology and Environmental Safety*, 27(1): 7-13.
- PURNOMO, A.S., MORI, T., PUTRA, S. R. and R. KONDO. 2013.** Biotransformation of heptachlor and heptachlor epoxide by white-rot fungus *Pleurotus ostreatus*. *International Biodeterioration & Biodegradation*, 82: 40-44.
- PURNOMO, A.S., MORI, T., PUTRA, S.R., and R. KONDO. 2013.** Biotransformation of heptachlor and heptachlor epoxide by white-rot fungus *Pleurotus ostreatus*. *International Biodeterioration & Biodegradation*, 82: 40-44.
- SACK, U. and T. GÜNTHER. 1993.** Metabolism of PAH by fungi and correlation with extracellular enzymatic activities. *Journal of basic microbiology*, 33(4): 269-277.



- SANTOS, K.K., DULAY, R.M.R., KALAW, S.P. and R.G. REYES. 2012.** Morphogenesis of *Lentinus sajor-caju* Fr. In Transactions of the National Academy of Science and Technology (Philippines), 34(1): 79.
- SASEK, V., GLASER, J.A., and P. (EDS.). BAVEYE. 2012.** The utilization of bioremediation to reduce soil contamination: problems and solutions (Vol. 19). Springer Science & Business Media.
- SESLI, E., TUZEN, M., and M. SOYLAK. 2008.** Evaluation of trace metal contents of some wild edible mushrooms from Black sea region, Turkey. Journal of Hazardous Materials, 160(3): 462–467.
- SINGH H. 2006.** Fungal Degradation of Pesticides, in Mycoremediation: Fungal Bioremediation, John Wiley & Sons, Inc., Hoboken, NJ, USA.
- SINGH, G., SEVINC, S.S., BHALLA, A., KHUMAR, S., STEWART, J.D.B., SPYCHER, N., GINN, T.M., PEYTON, B.M. and R.K. SANI. 2014.** Reoxidation of biogenic reduced uranium: a challenge toward bioremediation. Critical. Reviews in. Environmental. Science and. Technology., 44(4): 391-415.
- STAMETS, P. 1994.** Integrating mushroom farming into existing crop production system. Mushroom Journal, 10: 23-27.
- STAMETS, P. 2005.** Mycelium running: how mushrooms can help save the world. Random House Digital, Inc.
- URBAN, P., BAZAŁA, M., ASZTEMBORSKA, M., MANJÓN, J., KOWALSKA, J., BYSTRZEJEWSKA-PIOTROWSKA, G., PIANKA, D., STĘBOROWSKI, R. and R. T. KUTHAN. 2005.** Preliminary study of platinum accumulation in the fruitbodies of a model fungal species: king oyster mushroom (*Pleurotus eryngii*). Nukleonika, 50: 63-67.
- VALENTIN, L., LU-CHAU, T.A., LOPEZ, C., FELJOO, G., MOREIRA, M.T. and J. M. LEMA. 2007.** Biodegradation of dibenzothiophene, fluoranthene, pyrene and chrysene in a soil slurry reactor by the white-rot fungus *Bjerkandera* sp. BOS55. Process Biochemistry, 42(4): 641-648.
- VIMALA, R. and N. DAS. 2009.** Biosorption of cadmium (II) and lead (II) from aqueous solutions using mushrooms: a comparative study. Journal of Hazardous Materials, 168(1): 378–382.



- VOLESKY, Z. and S. HOLAN. 1995.** Biosorption of heavy metals. *Journal of Biotechnology and Microbiology*, 3: 11235–11250.
- ZHANG, Z.S., LU, X.G., WANG, Q.C. and D.M. ZHENG. 2009.** Mercury, cadmium and lead biogeochemistry in the soil–plant–insect system in Huludao City. *Bulletin of environmental contamination and toxicology*, 83(2): 255.
- ZHU, M.J., DU, F., ZHANG, G.Q., WANG, H.X., and T.B. NG. 2013.** Purification a laccase exhibiting dye decolorizing ability from an edible mushroom *Russula virescens*. *International Biodeterioration & Biodegradation*, 82: 33-39.