

**FIELD PRACTICE REPORT ON BRANCH CULTURE OF GREEN SEAWEEDS  
(*Eucheuma spinosum*) IN CULTURE JARS AT THE BUREAU OF  
FISHERIES AND AQUATIC RESOURCES REGIONAL  
MARICULTURE TECHNOLOGY  
DEMONSTRATION CENTER  
(RMatDeC)**

by

**HANNA ROSE V. PERALTA**

**Department of Aquaculture  
COLLEGE OF FISHERIES  
Central Luzon State University  
Science City of Muñoz, Nueva Ecija  
Philippines**

**2018**

**FIELD PRACTICE REPORT ON BRANCH CULTURE OF GREEN SEAWEEDS  
(*Eucheuma spinosum*) IN CULTURE JARS AT THE BUREAU OF  
FISHERIES AND AQUATIC RESOURCES REGIONAL  
MARICULTURE TECHNOLOGY DEMONSTRATION  
CENTER (RMaTDeC) AT BRGY. LUCAP,  
ALAMINOS CITY, PANGASINAN**


by

**HANNA ROSE V. PERALTA**


**Undergraduate Field Practice Report presented to the faculty of  
College of Fisheries, Central Luzon State University in  
partial fulfillment of requirements for the degree of**

**BACHELOR OF SCIENCE IN FISHERIES**

Approved:


  
**KARL MARX A. QUIAZON**  
Adviser

  
**RODORA M. BARTOLOME**  
Critic

  
**KARL MARX A. QUIAZON**  
Department Chairperson

  
**CLAIRE SAMANTHA T. JUANICO**  
Field Practice Coordinator

Accepted:

  
**RAVELINA R. VELASCO**  
Dean

**Department of Aquaculture  
COLLEGE OF FISHERIES  
Central Luzon State University  
Science City of Muñoz, Nueva Ecija  
Philippines**

2018

## BIOGRAPHICAL DATA



### Personal Data

Name	Hanna Rose V. Peralta
Birthday	December 27, 1996
Birth Place	San Jose City, Nueva Ecija
Address	Sto. Tomas, San Jose City, Nueva Ecija
Parents	Mr. Ruben E. Peralta and Mrs. Salome V. Peralta

### Educational Attainment

Elementary	Sto. Tomas Elementary School Sto. Tomas, San Jose City, Nueva Ecija
Secondary	Muñoz National High School Science City of Muñoz, Nueva Ecija
Tertiary	Central Luzon State University Science City of Muñoz, Nueva Ecija

## ACKNOWLEDGEMENT

The author would like to take this opportunity to extend her innermost gratitude to those who extended their valuable help, guidance and support for achieving and accomplishing this paper.

First, to God Almighty for all the guidance, blessings, help, and for giving knowledge from the beginning up to the end.

To her parents; Mr. Ruben E. Peralta and Mrs. Salome V. Peralta for their love, untiring support and sacrifices in everything.

To her brother and sisters; Kuya Rubemar, Ate Heide, Ate Hazel, Ate Hasmine, Sarah and Saireen for the providing support and inspiration to the author to finish this work.

To her adviser, Dr. Karl Marx A. Quiazon for his kindness and patience in checking the manuscript; her critic, Mrs. Rodora M. Bartolome for her constructive criticism,

To her friends and classmates; Marinel, Ate Jennelle, Camille, Abigail, Jomarie for all the memories and help to the author in staying to Pangasinan.

The author would like to extend her gratitude to all staff of BFAR Region- I, for their warm welcome, kindness, care, guidance and hospitality especially Ma'am Antonietta Evangelista and Sir Philip Fronda for the knowledge, care and work experiences during her training in seaweeds laboratory.

The author would like to thank also Sir Aries and Sir Rommel for sharing their knowledge and for the food especially Manong Guard for the security during the author stay in Carias Island.

Finally the author wants to extend her appreciation to the Field practice Coordinator Ms. Claire Samantha T. Juanico for her kindness, patience, and checking this piece of work.

**HANNA ROSE V. PERALTA**

# TABLE OF CONTENTS

	<b><u>Page</u></b>
<b>LIST OF TABLES</b>	viii
<b>LIST OF FIGURES</b>	ix
<b>LIST OF APPENDIX TABLE</b>	x
<b>EXECUTIVE SUMMARY</b>	xi
<b>BACKGROUND OF THE FIELD PRACTICE</b>	
Nature of the Field Practice	1
Location and Description of the Farm	2
Organization and Management of the Farm	3
Culture Species	4
Biology and Ecology	5
Morphology	5
Distribution	5
Growth and Survival	5
Life History	6
<b>ACTIVITIES UNDERTAKEN</b>	
Filtration of Seawater	8
Sterilization of Materials	9
Sterilization Seawater	9
Cleaning of Seaweeds	10
Weighing of samples	11
Preparation of Culture Media	13
Labeling/Coding	14
Putting Samples Inside Culture Jars	15
Water Quality Monitoring	16
<b>OTHER ACTIVITIES</b>	
Replanting of Seaweeds	18
Collecting of Water Samples	18
Changing of Nets	19
Culturing of Green Algae	20
Induced Spawning of Sea Cucumber	21

Feeding of Different Species	22
<b>STRENGTHS AND WEAKNESSES OF THE FARM</b>	
Strengths of the station	23
Culturing Seaweeds	23
Good Security	23
Availability of replanting area	23
Weaknesses of the farm	23
Insufficient backup generator	23
Lack of Equipment Inside the Laboratory	24
Lack of filter bag	24
<b>REFERENCES</b>	25
<b>APPENDIX</b>	26

## LIST OF TABLES

<b><u>Table No.</u></b>	<b><u>Title</u></b>	<b><u>Page</u></b>
1	Gain in weight	12
2	Data in Water Quality Monitoring	17

## LIST OF FIGURES

<u>Figure No.</u>	<u>Title</u>	<u>Page</u>
1	BFAR-RMaTDeC	2
2	BFAR RMaTDeC Organizational Chart	3
3	<i>Eucheuma spinosum</i>	4
4	Filtration of Seawater	8
5	Strerilization of Materials	9
6	Srerilization of Seawater	10
7	Cleaning of Seaweeds	11
8	Weighing of Sample	11
9	Preparation of Culture Medium (AMPEP)	13
10	Preparation of Von Stosch	14
11	Labeling/Coding	15
12	Seaweeds in a Culture Jars	16
13	Water Quality Monitoring	17
14	Replanting of Seaweeds	18
15	Collecting of Water Samples	19
16	Changing of Nets	20
17	Culturing of Green Algae	21
18	Induced Spawning	22
19	Feeding of Different Species	22

## LIST OF APPENDIX TABLE

<u>Table No.</u>	<u>Title</u>	<u>Page</u>
1	List of daily activities during the field practice	27

**FIELD PRACTICE REPORT ON BRANCH CULTURE OF GREEN SEAWEEDS  
(*Eucheuma spinosum*) IN CULTURE JARS AT THE BUREAU OF FISHERIES  
AND AQUATIC RESOURCES REGIONAL MARICULTURE  
TECHNOLOGY DEMONSTRATION CENTER  
(RMaTDeC) AT BRGY. LUCAP, ALAMINOS  
CITY, PANGASINAN <sup>1/</sup>**

**by:**

**EXCECUTIVE SUMMARY**

The field practice was conducted at RMaTDEC Bureau of Fisheries and Aquatic Resources (BFAR) Region 1 located in Barangay Lucap, Alaminos City, Pangasinan, from June 13, 2016 to July 22, 2016, a total of 30 working days of training. The aim of the farm is to produce high quality seaweeds *Eucheuma spinosum*. Since the farm supports the needs of farmers, seaweeds are distributed to the farmers for free or these are stocked in the communal bodies of water. The culture facilities for seaweeds are found in seaweeds laboratory.

The seaweeds at RMaTDeC come from Carias Island and seaweeds are replanted in 100 m long line. The activities involved in culturing seaweeds are filtration of seawater, sterilization of materials needed, sterilization of seawater, cleaning of seaweeds, weighing of seaweeds, preparation culture media, labelling /coding of species, putting samples in culture jars with culture media and water quality monitoring. These activities undertaken are applicable for branch culture of seaweeds in a culture jars. The strengths of the laboratory include culturing seaweeds, good security, availability of replanting area and the weaknesses includes lack of equipment inside the laboratory, lack of filter bag and insufficient backup generator.

---

<sup>1/</sup> Undergraduate Field Practice Report presented in partial fulfillment of the requirements for graduation with the degree of Bachelor of Science in Fisheries. Prepared at the Department of Aquaculture, College of Fisheries, Central Luzon State University under the supervision of Dr. Karl Marx A. Quiazon.

## REFERENCES

- Chapman, V.J., and D.J. Chapman. 1980. *Seaweeds and their uses*. Chapman & Hall, London.
- Doty, M. S. 1988. Prodrromus ad systematica Eucheumatoideorum: a tribe of commercial seaweeds related to Eucheuma (Solieriaceae, Gigartinales). pp. 159-207. In Abbott I. A. (ed.). *Taxonomy of economic seaweeds with special reference to Pacific and Caribbean species*. Volume 11. California Sea Grant College Program Rep. No. T CSGCP-01
- FAO. 2003. *A guide to the seaweed industry*, Edited by Dennis J. McHugh, FAO Fisheries Technical Papers Series-T441, <ftp://ftp.fao.org/docrep/fao/006/y4765e/y4765e00.pdf>, ISBN: 9251049580, 51-60.
- Gabrielson, P. W., & G. T. Kraft. (1984). The marine algae of Lord Howe Island (N.S.W.): the family Solieriaceae (Gigartinales, Rhodophyta). *Brunonia* 7: 217–251.
- Gabrielson, P.W. 1983. Vegetative and reproductive morphology of Eucheuma Isiforme (Solieriaceae, Gigartinales, Rhodophyta). *Journal of Phycology*, 19, 45–52.
- Guiry, M.D., & Dhonncha E.N. 2005. *AlgaeBase* version 2.1. Worldwide electronic publication, National University of Ireland. Galway: <http://www.algaebase.org> (15 February 2005).
- Kylin, H. 1956. *Die Gattungen der Rhodophyceen*. Lund, K. Gleerups, 673.
- Levring, T., Hoppe, H.A., & Schmid, O.J. 1969. Marine algae. A survey of research and utilization. *Cram de Grutjter*. 1, 421.
- Trono, G.C. 1993. Eucheuma and Kappaphycus: Taxonomy and cultivation. In *Seaweed cultivation and marine ranching* (eds.) Ohno, M., & Critchley, Japan International Corporation Agency (JICA), Yokosuka, Japan. pp. 75-88.

<http://www.fao.org/docrep/field/003/ac287e/ac287e01.htm>

<http://investphilippines.gov.ph/industries/agri-business/seaweeds.com>

<http://seaweeds/Ecology/and/Distribution-Introduction.html>