

**MAJOR PRACTICE ON THE BASIC CHARACTERIZATION OF SOYBEAN
NODULATING RHIZOBIA FROM SOILS COLLECTED IN GAMU
AND ILAGAN, ISABELA, PHILIPPINES CONDUCTED IN
THE UNIVERSITY OF MIYAZAKI, JAPAN**

MARY JOY RUBIO PORTIN

An Undergraduate Major Practice Manuscript presented to faculty of the Department of
Soil Science, College of Agriculture Central Luzon State University in
Partial Fulfillment of the Requirements for the Degree

**BACHELOR OF SCIENCE IN AGRICULTURE
(Soil Science)**


June 2017

**MAJOR PRACTICE ON THE BASIC CHARACTERIZATION OF SOYBEAN
NODULATING RHIZOBIA FROM SOILS COLLECTED IN GAMU
AND ILAGAN, ISABELA, PHILIPPINES CONDUCTED IN
THE UNIVERSITY OF MIYAZAKI, JAPAN**

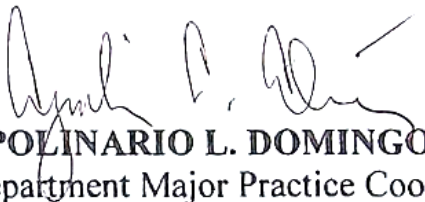
MARY JOY RUBIO PORTIN

An Undergraduate Major Practice Manuscript presented to faculty of the Department of
Soil Science, College of Agriculture, Central Luzon State University in
Partial Fulfillment of the Requirements for the Degree of
Bachelor of Science in Agriculture


APPROVED:


APOLINARIO L. DOMINGO
Adviser


Date Signed


APOLINARIO L. DOMINGO
Department Major Practice Coordinator

Date Signed


PURISIMA P. JUICO
Department Chairperson

6/5/17
Date Signed


YUICHI SAEKI
Host Professor, University of Miyazaki

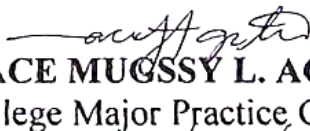
June 7, 2017
Date Signed

ACCEPTED:


ERNESTO A. MARTIN
Dean

6-7-17
Date Signed

RECORDED:


ACE MUGSSY L. AGUSTIN
College Major Practice Coordinator

6/6/17
Date Signed

BIOGRAPHICAL SKETCH

The author, PORTIN, MARY JOY RUBIO was born on December 11, 1996 at the Barangay Marikit Pantabangan, Nueva Ecija and she is the younger daughter of Mr. Mario P. Portin and Mrs. Nympha R. Portin. She has one sister named Maria Cristina P. Magbual.

She finished her elementary education in Marikit Elementary School at Barangay Marikit, Pantabangan, Nueva Ecija in 2009. She completed her secondary education in Cadaclan High School (Pantabangan National High School – Annex) at Barangay Cadaclan, Pantabangan, Nueva Ecija in 2013.

To fulfill her dream, she pursued her tertiary education at Central Luzon State University, Science City of Muñoz, Nueva Ecija. She took up Bachelor of Science in Agriculture major in Soil Science with specialization in Soil Biology. Studying in this university helped her to broaden her spiritual, mental and emotional relationship with other people.

ACKNOWLEDGEMENT

First and foremost, the author would like to thank the God Almighty for the blessings, knowledge and strength to accomplish an important task. Special thanks to her Tita Leonarda Portin for her trust and financial support, to her sister, Maria Cristina P. Magbual and Kuya Christian Jay Magbual and to her parents Mario P. Portin and Nympha R. Portin for their sacrifices, love, moral support, guidance and trust.

Sincere appreciation and gratitude is also extended to her adviser and Department major practice coordinator, Dr. Apolinario L. Domingo who shared knowledge and ideas while writing the outline. Thanks to her advisers in Japan, Mrs. Maria Luisa T. Mason, Yuichi Saeki sensei, and to all the Japanese friends in the laboratory for accommodating the author and for the shared practical knowledge, ideas and time while conducting the major practice. To her co major practice students Ma. Leah Sevilla, Emmanuel Victor Buniao and John Philip Tanay for the memorable and unforgettable experiences during the conduct of major practice.

To Dr. Purisima P. Juico, Department Chairperson, Mr. Ace Mugssy L. Agustin, College Major Practice Coordinator, Dr. Ernesto A. Martin, College of Agriculture Dean, to faculty and staff of the Department of Soil Science for their encouragement.

To her friends Janella Valderama, Julie Ann Gamit, Jhodeth Abella, Llyana Grace Alombro, Kheyne Caño, Khaye Anne C. Agudong . Thanks to all of her batchmates and to the Society of Soil Science- CLSU Family for making her college life happy and memorable.

MARY JOY R. PORTIN

TABLE OF CONTENTS

	PAGE
TITLE PAGE	i
APPROVAL SHEET	ii
BIOGRAPHICAL SKETCH	iii
ACKNOWLEDGEMENT	iv
TABLE OF CONTENTS	v
LIST OF FIGURES	viii
LIST OF TABLES	x
LIST OF APPENDICES	xi
LIST OF APPENDIX FIGURES	xii
LIST OF APPENDIX TABLES	xiii
INTRODUCTION	
Objective of Major Practice	2
Time and Place of the Major Practice	2
REVIEW OF RELATED LITERATURE	
Soil Fertility	3
Soil Chemical Properties	3
Soil pH	4
Electrical Conductivity (EC)	4
Methods for Identification of Indigenous Soybean Rhizobia	5

Nodulation test	5
Isolation of Rhizobia (Streak Plate Method)	6
Polymerase Chain Reaction (PCR) Amplification	7
Restriction Fragment Length Polymorphism (RFLP) Analysis	9
Restriction enzymes	9
Gel Electrophoresis	10
METHODOLOGY	
Soil Sample Collection	12
Soil Chemical Analysis	13
Nodulation Test	13
Genotype Identification by Inoculation	14
Isolation and Culturing of Soybean Rhizobia	14
DNA Extraction and Collection	15
PCR Amplification	15
RFLP Analysis	16
OUTPUT AND DISCUSSION	
Soil Chemical Analysis	17
Soil pH	17
Soil Electrical Conductivity (dS m ⁻¹)	18
Isolation of Rhizobia	19
Polymerase Chain Reaction	20
RFLP Analysis	23

Identification of Indigenous Soybean Rhizobia	36
PROBLEMS ENCOUNTERED	42
LESSON LEARNED AND OTHER EXPERIENCES	43
RECOMMENDATION	45
SUMMARY	46
LITERATURE CITED	48
APPENDICES	50

LIST OF FIGURES

FIGURE	TITLE	PAGE
1	Map of the Philippines showing Gamu and Ilagan, Isabela	12
2	Actual photo of colony growth in (A) YMA media with congo red (B) YMA media with BTB	19
3	PCR amplification of Ilagan sample 1-48	20
4	PCR amplification of Ilagan sample 49-79	21
5	PCR amplification of Gamu,Isabela sample 1-46	21
6	PCR amplification of Gamu, Isabela sample 48-56	22
7	RFLP band pattern of 79 samples collected from Ilagan, Isabela digested with <i>Hae</i> III Enzyme	23
8	Percentage of isolates in 1-79 samples from Ilagan, Isabela using <i>Hae</i> III Enzyme	24
9	RFLP band pattern of 79 samples collected from Ilagan, Isabela digested with <i>Hha</i> I Enzyme	25
10	Percentage of isolates in 1-79 samples from Ilagan, Isabela using <i>Hha</i> I Enzyme	26
11	RFLP band pattern of 79 samples collected from Ilagan, Isabela digested with <i>Msp</i> I Enzyme	26
12	Percentage of isolates in 1-79 samples from Ilagan, Isabela using <i>Msp</i> I Enzyme	27
13	RFLP band pattern of 79 samples collected from Ilagan, Isabela digested with <i>Xsp</i> I Enzyme	28
14	Percentage of isolates in 1-79 samples from Ilagan, Isabela using <i>Xsp</i> I Enzyme	29

15	RFLP band pattern of 56 samples collected from Gamu, Isabela digested with <i>Hae</i> III Enzyme	29
16	Percentage of isolates in 1-56 samples from Gamu, Isabela using <i>Hae</i> III Enzyme	30
17	RFLP band pattern of 56 samples collected from Gamu, Isabela digested with <i>Hha</i> I Enzyme	31
18	Percentage of isolates in 1-56 samples from Gamu, Isabela using <i>Hha</i> I Enzyme	32
19	RFLP band pattern of 56 samples collected from Gamu, Isabela digested with <i>Msp</i> I Enzyme	32
20	Percentage of isolates in 1-56 samples from Gamu, Isabela using <i>Msp</i> I Enzyme	33
21	RFLP band pattern of 56 samples collected from Gamu, Isabela digested with <i>Xsp</i> I Enzyme	34
22	Percentage of isolates in 1-56 samples from Gamu, Isabela using <i>Xsp</i> I Enzyme	35
23	Reference strains	36
24	Percentage of isolates in Ilagan, Isabela	39
25	Percentage of isolates in Gamu, Isabela	40

LIST OF TABLES

TABLE	TITLE	PAGE
1	TAKARA Restriction enzymes	16
2	Soil pH of Ilagan and Gamu, Isabela	17
3	Soil EC of Ilagan and Gamu, Isabela	18
4	Results of strain identification of indigenous soybean Rhizobia in Ilagan, isabela	38
5	Results of strain identification of indigenous soybean Rhizobia in Gamu, Isabela	40

LIST OF APPENDICES

APPENDIX	TITLE	PAGE
1	Description and Schedule of Activities	51
2	Soil pH Determination (1:2.5 soil-water extraction method)	52
3	Determination of Soil Electrical Conductivity (1:5 soil-water Extraction Method)	53
4	Streak Plate Method of Isolation of Rhizobia	54
5	Preparation of Yeast Mannitol Agar / Broth (YMA/YMB)	56
6	Preparation for HEPES-MES Medium	58
7	PCR amplification of Target Genes	60
8	RFLP analysis of Target Genes	62
9	Electrophoresis, Staining and Visualization	63

LIST OF APPENDIX FIGURES

FIGURE	TITLE	PAGE
1	Soil Electrical conductivity and soil pH determination	64
2	Water imbibition	65
3	Preparation of culture pots for nodulation test	66
4	Seed sterilization and planting	67
5	Cultivation and maintenance	68
6	Preparation of YMA media for isolation of soybean Rhizobia	69
7	Plating of media and isolation of soybean Rhizobia	70
8	PCR amplification and RFLP analysis	71
9	Apparatus and Materials used in PCR amplification and RFLP analysis	72

LIST OF APPENDIX TABLES

TABLE	TITLE	PAGE
1	Description and Schedule of Activities	51
2	Soil pH Ratings	52
3	Soil Electrical Conductivity Ratings	53
4	Polymerase Chain Reaction Cycle	61

LITERATURE CITED

- ANEJA, K. R. (2003).** Experiments in Microbiology, Plant Pathology and Biotechnology Chain Reaction. New Age International, pp. 3-8.
- ALTERS, S. (2000).** Biology: Understanding Life: Human and Introductory Biology Series. Jones & Bartlett Learning, page 418.
- CHANG H.W.; CHENG Y.H.; CHUANG L.Y. (2010).** SNP-RFLPping 2: an updated and integrated PCR-RFLP tool for SNP genotyping. License BioMed Central Ltd., Vol. 8, No.11 (April 2010), pp. 173, ISSN 1471-2105.
- CHIEN, A.; EDGAR, D. B. & TRELA, J. M. (1976)** Deoxyribonucleic acid polymerase From the extreme thermophile *Thermus aquaticus*. Journal of Bacteriology, Vol. 127, No. 3, (September, 1976), pp. 1550–1557.
- ELLIS B.; FOTH H. (1996).** Soil Fertility, Second Edition- Environmental science agriculture and soils. CRC Press, pp. 2-9.
- GRAHAM, P. (1992).** Stress tolerance in rhizobium and Bradyrhizobium, and Nodulation Under adverse soil conditions. Can. J. Microbiol, pp. 38, 475-484.
- GRAHAM P.; SADOWSKY M; VANCE C.P. (1993).** Symbiotic Nitrogen Fixation: Proceedings of the 14th North American Conference on Symbiotic Nitrogen Fixation. University of Minnesota, St. Paul, Minnesota, USA: Springer Science & Business Media, 2012, pp. 1-31.
- GERSTEN, D. M. (1996).** Gel Electrophoresis: Proteins Essential Techniques (Vol. Volume 12 of Essential Techniques). The University of Michigan: Wiley. Retrieved from <https://books.google.com.ph/books>. ISBN 0471962651, 9780471962656 on May 18-19, 2017.
- HUNGRIA M.; VARGAS M. (2000).** Environmental factors affecting N₂ fixation in grain legumes in the tropics, with an emphasis on Brazil. Fields Crop Researcher, pp. 152-167.
- KASSAW T.; BRIDGES W.; FRUGOLI J. (2015).** Multiple Autoregulation of Nodulation (AON) Signals identified through Split Root Analysis ,pp. 209-222.

- LOGSDON, S. D. (2008).** Soil Science: Step-by-step Field Analysis. ASA-CSSA-SSSA. ISBN 0891188495, 9780891188490, page 33.
- MALACINSKI G.M. (2005).** Essentials of Molecular Biology. Jones & Bartlett Learning, pp. 118-136.
- MCCAULEY A.; JONES C.; RUTZ K.O. (2009).** Soil pH and Organic Matter. Montana State University, pp. 2-25.
- MULLIS K.; FERRE F.; GIBBS R. (2012).** The Polymerase Chain Reaction. Springer Science & Business Media. Retrieved on May 18-19, 2017.
- PRATAP A.; KUMAR J. (2011).** Biology and Breeding of Food Legumes. CABI, pp. 295-306.
- PEVERILL K.I.; SPARROW L.A.; REUTER D.J. (1999).** Soil Analysis: An interpretation Manual. Csiro Publishing, pp. 104-106.
- RAO S. (1991).** Current Developments in Biological Nitrogen Fixation. Cambridge University Press, pp. 3-37.
- RUSSELL J.; COHN R. (2012).** Restriction Fragment Length Polymorphism. Retrieved from [https:// books.google.com.ph/ books? ISBN 551127258](https://books.google.com.ph/books?ISBN551127258) on May 18-19, 2017.
- SAIKI, R. K.; GELFAND, D. ; STOFFEL, S.; SCHARF, S. J.; HIGUCHI, R.; HORN, G. T., MULLIS, K. B. & ERLICH, H. A. (1988).** Primer-directed enzymatic amplification of DNA with a thermostable DNA polymerase. Science, Vol. 239, No. 4839, (January, 1988), pp. 487-491
- WAITRAK P.; KHALILIAN A.; MULLER J. (2009).** Applications of Soil Electrical Conductivity in Production Agriculture (Vol. Vol.93 (2)). Better Crops Magazine, pp. 16-17.
- ZINCK A.; GRACIELA M. (2008).** Remote Sensing of Soil Salinization: Impact on Land Management. CRC Press. ISBN 1420065033, 9781420065039, pp. 3-18.