

**FIELD PRACTICE REPORT ON THE MICROALGAL PRODUCTION (*Navicula*  
*spp*, *Amphora spp*, *Nitzchia spp*) AT WESTERN PHILIPPINES UNIVERSITY-  
BINDUYAN MARINE RESEARCH STATION**

by

**QUEENIE DEL ROSARIO BAYSA**

**Department of Aquatic Post Harvest  
COLLEGE OF FISHERIES  
CENTRAL LUZON STATE UNIVERSITY  
Science City of Muñoz, Nueva Ecija  
Philippines**

**2018**

**FIELD PRACTICE REPORT ON THE MICROALGAL PRODUCTION (*Navicula* spp, *Amphora* spp, *Nitzchia* spp) AT WESTERN PHILIPPINES UNIVERSITY-BINDUYAN MARINE RESEARCH STATION**

by


**QUEENIE DEL ROSARIO BAYSA**


**Undergraduate Field Practice Report presented to the faculty  
of College of Fisheries, Central Luzon State University  
in partial fulfilment of requirements for the degree**


of


**BACHELOR OF SCIENCE IN FISHERIES**

Approved:


  
**REA MAE TEMPLONUEVO**  
Adviser

  
**JANET O. SATURNO**  
Critic

  
**JANET O. SATURNO**  
Department Chairperson

  
**CLAIRE SAMANTHA T. JUANICO**  
Field Practice Coordinator


Accepted:

  
**RAVELINA R. VELASCO**  
Acting Dean

**Department of Aquatic Post Harvest  
COLLEGE OF FISHERIES  
Central Luzon State University  
Science City of Munoz, Nueva Ecija  
Philippines**

2018

## BIOGRAPHICAL DATA



### Personal Data

Name	Queenie Del Rosario Baysa
Birthday	June 12, 1997
Address	Brgy. Maragol Science City of Muñoz Nueva Ecija
Parents	Ronaldo B. Baysa and Myline D. Baysa

### Educational Attainment

Elementary	Maragol Elementary School Barangay Maragol Science City of Muñoz
Secondary	Muñoz National High School Science City of Muñoz, Nueva Ecija
Tertiary	Central Luzon State University Science City of Muñoz, Nueva Ecija

## ACKNOWLEDGEMENT

“Nothing can stop those who striving and working hard to achieve their dream”

The author would like to extend her gratitude to the kind hearted people whom she met during her stay in Puerto Princesa City, Palawan. Sir Kyle, Sir John Roderick, Ms. Lea, Sir Jaysee, Sir Michael, Sir Gerel, Sir Beny, Ma’am Rissa, and Ma’am Arlene. To her adviser Ma’am Rea Mae C. Templunuevo, a sincere thank you for the continuous support, for her patience, motivation, and immense knowledge, her guidance helped the author all the time of writing the paper.

The author would also like to thank her critic, Professor Janet O. Saturno for insightful comments which incented to widen her paper.

To Ma’am Claire Samantha Juanico, her Field Practice Coordinator, for support and assistance she had given to the author.

To her friends, Jerome Quidasol and Janessa Talania for the fantastic opportunity and sharing experience during the last 30 days.

To her sisters Tracy Antonette and Karylle, for the unconditional love and support.

To her parents, Mr. Ronaldo and Mrs. Myline who have provided her through moral and emotional support.

The author was also grateful to her other family members and friends who have supported her along the way.

And to God Almighty, for all the blessings given to the author.

**-QUEENIE DEL ROSARIO BAYS**

## TABLE OF CONTENTS

	<u>Page</u>
<b>LIST OF FIGURES</b>	vii
<b>LIST OF TABLE</b>	viii
<b>EXECUTIVE SUMMARY</b>	xi
<b>BACKGROUND OF THE FIELD PRACTICE</b>	
Nature of Field Practice	1
Location and Description of the Station	1
Organizational management of the station	2
Cultured Species	3
Taxonomical classification of <i>Navicula</i> sp.	4
Biology and ecology	5
Habitat and distribution	5
Taxonomical classification of <i>Amphora</i> sp.	6
Biology and ecology	7
Habitat and distribution	7
Taxonomical classification of <i>Nitzschia</i> sp.	7
Biology and ecology	8
Habitat and distribution	9
Economic Importance	9
<b>ACTIVITIES UNDERTAKEN</b>	
Preparation and Cleaning of Glass wares	10
Sterilization	11
Preparation of Culture media	12
Preparation of Culture media	13
Cleaning of Tanks	14
Preparation of Inorganic fertilizer	14
Fertilizers and Ratio	15
Amount of Fertilizres	15
Tanks with culture diatoms	16
Scaling – up of Pure culture	17
Harvest of Diatoms	20
Density Counting	23
<b>OTHER ACTIVITIES UNDERTAKEN</b>	
Growth Monitoring of Abalone breeders	23
Collecting seaweeds samples for Tissue Culture	24
Collecting Seaweeds for Tissue culture	

<b>STRENGTHS AND WEAKNESSES</b>	
Strength of the Station	25
Weaknesses of the Station	25
<b>REFERENCES</b>	26
<b>APPENDICES</b>	28

## LIST OF FIGURES

<u>Figure No.</u>	<u>Title</u>	<u>Page</u>
1	Binduyan Marine Research Station	2
2	Organizational management of Binduyan Marine research station	3
3	<i>Navicula</i> spp.	4
4	<i>Amphora</i> spp.	6
5	<i>Nitzschia</i> spp.	7
6	Sterilization	10
	(a) Preparation of culture vessels	11
	(b) Sterilization of fertilizer F-medium	
7	(a) Placing Glasswares	12
	(b) Cooling process	
8	(a) Filtered sterilized sea water	13
	(b) Fertilizers used in pure culture	
9	(a) Laminar flow	14
	(b) Introduction of Inoculum	
10	Cleaning of rectangular tanks	15
11	Weighing of fertilizer	16
12	Commercial fertilizer	17
13	Unfertilized culture vessels	18
14	Application of fertilizers in tank	18
15	(a) Circular tank with culture diatoms	19
	(b) Rectangular tank with culture diatoms	
16	Scraping inside wall	20
17	(a) Filtering diatoms	20
	(b) Transferring filtered diatoms	
18	(a) Tally counter	21
	(b) Haemocytometer	
	(c) Mechanical pipette	
19	Density counting	22
20	(a) Getting the abalone in cage	23
21	(b) Measuring the length and weight	
21	(a) Female abalone inside the tub	24
	(b) Collecting eggs	
	(c) Abalone are transferred	
22	(a) Collection of samples	24
	(b) Seaweeds inside the Styrofoam	
	(c) Sealing the cover of Styrofoam	

**FIELD PRACTICE REPORT ON THE MICROALGAL PRODUCTION (*Navicula spp*, *Amphora spp*, *Nitzschia spp*) AT WESTERN PHILIPPINES UNIVERSITY-BINDUYAN MARINE RESEARCH STATION**

**EXECUTIVE SUMMARY**

The trainee conducted her field practice in Binduyan Marine Research Station, a unit of Western Philippine University – College of Fisheries and Aquatic Science (WPU-CFAS) located at Barangay Binduyan, Puerto Princesa City Palawan from June 24, 2016 to July 28, 2016. Within the period of her field practice, the trainee learned how the station supports necessity of natural food for juvenile abalone (*Haliotis asina*). The station exposed the trainee not only on the technology but also on culturing diatoms.

The major activity undertaken by the author was culturing of diatoms like *Navicula spp.*, *Amphora spp.*, and *Nitzschia spp.* The activities involved were pure culture and cleaning and sterilization of glass wares, mixing of fertilizers, preparation of tanks, input of filtered seawater and fertilization, harvesting and density counting of diatoms.

The strengths of the station includes its good location and the open communication system among workers. Weakness includes limited water supply and insufficient funds.

---

<sup>1/</sup> Undergraduate Field Practice Report presented in partial fulfillment of the requirements for graduation with the degree of Bachelor of Science in Fisheries. Prepared under the Department of Aquatic Post Harvest, College of Fisheries, Central Luzon State University under the supervision of Rea Mae C. Templunuevo.

## REFERENCES

- Clavero, E., J.O. Grimalt, and M. Hernández-Mariné. 2000 . the fine structure of two small Amphora species. *A tenerrima* Allem & Hustedt and *A. tenuissima* Hustedt. *Diatom Research*, v. 15, p. 195-208
- Field, C. B., M.J. Behrenfeld, J.T. Randerson, and P. Falkowski, 1998 . Primary production of the biosphere: integrating terrestrial and oceanic components. *Science*, 281: 237-40.
- Hasle, G.R. 1975. some living marine species of the diatom family Rhizosoleniaceae. *Beiheft zur Nova Hedwigia*, 53: 99-140.
- Hendey, N.I. 1970. Some littoral diatoms of Kuwait. *Nova Hedwigia*, 31: 101-167
- Hustedt, F. 1956. Diatomeen aus dem Lago de Maracaibo in Venezuela. *Ergebnisse der deutschen limnologischen Venezuela-Expedition 1952*, v. 1, p. 93-140.
- Hustedt, F. 1927-1966. Die Kieselalgen Deutschlands, Österreichs und der Schweiz, mit Berücksichtigung der übrigen Länder Europas sowie der angrenzenden Meeresgebiete. In Rabenhorst, L. (ed.), *Kryptogamen Flora von Deutschland, Österreich und der Schweiz*: Leipzig (Akademische Verlagsgesellschaft), Teil I, Sect. 1-4, pp. 1-920, 1927-1930; Teil II, Sect. 1-5, pp. 1-845, 1931-1959; Teil III, sect. 1-3, pp. 1-816, 1961-1966.
- Hustedt, F. 1931-1959. Die Kieselalgen Deutschlands, Österreichs und der Schweiz. In *Kryptogamen-Flora 7* ((Rabenhorst, L., ed.), Leipzig, part 2, 1-176 (1931); 177-320 (1932); 321-432(1933); 433-576 (1933); 577-736 (1937); 737-845 (1959).
- Hustedt, F. 1959. Die Diatomeenflora des Neusiedler Sees in österreichischen Burgenland. *Osterreichischen Botanischen Zeitschrift*, 106:390-430, see: *Diatomaceae* 9 (11).
- Lee, J.B., K. Hayashi, M. Hirata, E. Kuroda, E. Suzuki, Y. Kubo, and T. Hayashi. 2006. Antiviral sulphated polysaccharide from *Navicula directa*, a diatom collected from deep-sea water in Toyama Bay. *Biological and Pharmaceutical Bulletin*, 29: 2135-2139.
- Lelong, A., H. Hégarat, P. Soudant, S.S. Bates and S.S. Bates. (*Bacillariophyceae*) species, domoic acid and amnesic shellfish poisoning: revisiting previous paradigms. *Phycologia*, 51: 168-216.
- Mann, D. G. 1999 . The species concept in diatoms. *Phycologia*, 38: 437-95
- Marco C., A. Nicola, D. Spitale and H. L., Bertalot. 2016. A new *Navicula* (*Bacillariophyta*) species from low elevation carbonate springs affected by anthropogenic disturbance

- Skov, J., N. Lundholm, Moestrupø and J. Larsen. 1999. Potentially toxic phytoplankton. 4. The diatom genus *Pseudo-nitzschia* (Diatomophyceae/Bacillariophyceae). In: Lindley JA ed. ICES identification leaflets for phytoplankton, Leaflet No. 185. Copenhagen: International Council for the Exploration of the Sea. p. 1-23.
- Wang, W., S.X. Wang, and H.S Guan. 2012. The antiviral activities and mechanisms of marine polysaccharides: An overview. *Marine Drugs*, 10: 2795-2816.
- Watanabe,T.,Asai,K.,Ohtsuka,T.,Tuji,A.&Houki,A. 2005. Picture book and ecology of the freshwater diatoms. 784 pp. Uchida Rokakuho, Tokyo.