

**FIELD PRACTICE REPORT ON THE HATCHERY AND NURSERY  
OPERATION OF AFRICAN CATFISH (*Clarias gariepinus*) AT THE  
FRESHWATER AQUACULTURE CENTER (FAC),  
CENTRAL LUZON STATE UNIVERSITY,  
SCIENCE CITY OF MUÑOZ,  
NUEVA ECIJA**

**By**

**TESSA JANE MORATA DE SENA**

**Department of Aquatic Resources, Ecology and Management  
COLLEGE OF FISHERIES  
CENTRAL LUZON STATE UNIVERSITY  
Science City of Muñoz, Nueva Ecija  
Philippines**

**2018**

**FIELD PRACTICE REPORT ON THE HATCHERY AND NURSERY  
OPERATION OF AFRICAN CATFISH (*Clarias gariepinus*) AT THE  
FRESHWATER AQUACULTURE CENTER (FAC),  
CENTRAL LUZON STATE UNIVERSITY,  
SCIENCE CITY OF MUÑOZ,  
NUEVA ECIJA**

**By**

**TESSA JANE M. DE SENA**


**Undergraduate Field Practice Report presented to the faculty  
Of the College of Fisheries, Central Luzon State University  
in partial fulfillment of requirements for the degree  
of**


**BACHELOR OF SCIENCE IN FISHERIES**

**Approved:**

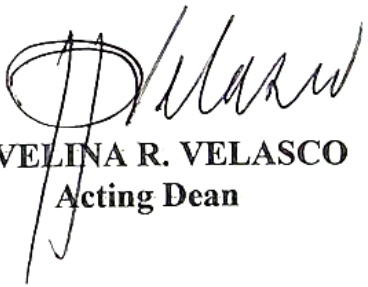
  
**RAVELINA R. VELASCO**  
Adviser

  
**APOLINARIO V. YAMBOT**  
Critic

  
**REMEDIOS B. BOLIVAR**  
Department Chairperson

  
**CLAIRE SAMANTHA T. JUANICO**  
Field Practice Coordinator

**Accepted:**

  
**RAVELINA R. VELASCO**  
Acting Dean

**Department of Aquatic Resources, Ecology and Management  
COLLEGE OF FISHERIES  
CENTRAL LUZON STATE UNIVERSITY  
Science City of Munoz, Nueva Ecija  
Philippines**

**2018**

## BIOGRAPHICAL DATA



### Personal Data

Name            Tessa Jane M. De Sena

Birthday        September 12, 1994

Birth Place    Pambisan Munti, Pinamalayan, Oriental Mindoro

Address        Peach Rose St., Dizon Estate Phase I, San Augustine, City of San Fernando,  
Pampanga

Parents        Romeo Salazar De Sena and Teresita Morata-De Sena

### Educational Attainment

Elementary    Jesus Is Lord Christian School Foundation, Inc.  
San Augustine, City of San Fernando, Pampanga

Secondary     Pres. Diosdado Macapagal Memorial National High School  
Bulaklakan, Gloria, Oriental Mindoro

Tertiary        Central Luzon State University  
Science City of Muñoz, Nueva Ecija

## ACKNOWLEDGEMENT

The author would like to thank everyone who helped her in writing this report. First of all to the Lord, for His unstoppable blessings and guidance especially during difficult times by constantly encouraging the author to be more responsible and have more patience to achieve this endeavor.

To her advisers, Dr. Remedios B. Bolivar and Dr. Ravelina R. Velasco and her critic, Dr. Apolinario V. Yambot, for their expertise, guidance, patience, constructive criticisms and knowledge they shared for the improvement of this paper.

To the Field Practice Coordinator, Ms. Claire Samantha T. Juanico, for her kindness, constructive evaluation and endless patience in editing this paper.

To Dr. Tereso A. Abella, President of the Central Luzon State University and all the faculty members of College of Fisheries, for the wisdom and support they have shared with the author.

To Dr. Karl Marx A. Quiazon, the Supervisor of the Catfish Unit for sharing his expertise, his understanding and giving assistance to the author. To Mr. Felipe G. Doctor and Mr. Alexander G. Ramilo for imparting their technical know-how in managing the farm, expertise in the hatchery of African catfish and experience and enjoyment shown to the author.

The author would also like to show her gratitude to all BSF students, dormmates, classmates and friends:

To Gilbert M. Callo, for sharing his love, care and full support that inspired the author to achieve her goals, and to her son, Tristan whom she dedicates this paper as he came to her life while completing her academic requirements.

Lastly, the author would like to give her heartfelt thanks and gratitude to especially her very supportive and caring parents, Mrs. Teresita M. De Sena and Mr. Romeo S. De Sena and her brothers Ronnel, Alvin, Randy, Stephen, Jeffrey and sister Cherry Jane, her guardian, Mrs. Margarita M. Reyes for their love, guidance, emotional, spiritual and financial support.

**TESSA JANE MORATA DE SENA**

# TABLE OF CONTENTS

	<u>Page</u>
<b>LIST OF TABLE</b>	vii
<b>LIST OF FIGURE</b>	viii
<b>LIST OF APPENDIX</b>	ix
<b>EXECUTIVE SUMMARY</b>	x
<b>BACKGROUND OF FIELD PRACTICE</b>	1
Duration and Focus of Field Practice	1
Description of the Center	2
Organization and Management of the farm	4
Cultured Species	6
<b>ACTIVITIES UNDERTAKEN</b>	6
Selection of Breeders	7
Induced Spawning	9
Incubation of eggs	10
First Nursing Stage (Feeding with <i>Tubifex</i> )	11
Second Nursing Stage (Feeding with Commercial Diet)	12
Fingerling Disposal	14
<b>OTHER ACTIVITIES</b>	14
Feed preparation	15
Predator-prey size determination	17
<b>STRENGTHS AND WEAKNESSES OF THE CENTER</b>	17
<b>REFERENCES</b>	18

## LIST OF TABLES

<u>Table</u>	<u>Title</u>	<u>Page</u>
1	Size percentage of common prey in relation to predator size of predator	17

## LIST OF FIGURES

<u>Figure No.</u>	<u>Title</u>	<u>Page</u>
1	The satellite view of Freshwater Aquaculture Center	2
2	Organizational chart of Freshwater Aquaculture Center	3
3	African Catfish	5
4	A) Pond, B) Selecting of female breeders, C) Selected breeders in tank	6
5	A) Pituitary gland (PG) of African catfish, B) Obtaining of PG by opening the African catfish head, C) Syringe extraction of the PG, D) Injecting PG into the fish	8
6	A) Stripping the belly of female, B) Milt sac/testis removed, C) Fertilized eggs, D) Spreading fertilized eggs	9
7	A) Hatchery room, B) Incubation basin with continuous water flow C) Hatched eggs, D) Sieve/net used to unhatched eggs and egg shells remove	10
8	A) Tubifex worm, B) Basin change after five days from hatching	11
9	A) Circular tanks, B) Feeds, C) Feeding of larvae	11
10	Grading of catfish fingerlings	12
11	A) Counting of fingerlings, B) Plastic bag filled with water, C) Oxygen filling, D) Packed fingerlings ready for transport	13
12	A) Filtered viscera, B) Blender, C) Cooking fish viscera with additives, D) Fry booster, E) Mixing of fry booster into cooked viscera, F) Mixtures are packed in ice bags and refrigerated	15
13	Measuring the TL and BW of larvae using Vernier caliper	16
14	Plastic containers to observe predation instance	16

## LIST OF APPENDIX

<u>Table</u>	<u>Title</u>	<u>Page</u>
1	List of Daily Activities	21

**FIELD PRACTICE REPORT ON THE HATCHERY AND NURSERY  
OPERATION OF AFRICAN CATFISH (*Clarias gariepinus*) AT THE  
FRESHWATER AQUACULTURE CENTER (FAC),  
CENTRAL LUZON STATE UNIVERSITY,  
SCIENCE CITY OF MUÑOZ,  
NUEVA ECIIJA<sup>1/</sup>**

**EXECUTIVE SUMMARY**

The field practice was conducted at the Freshwater Aquaculture Center (FAC), Central Luzon State University, Science City of Muñoz, Nueva Ecija from July 17 to August 17, 2017 and focused on the hatchery and nursery operation of African catfish (*Clarias gariepinus*).

The African catfish unit is supervised by Dr. Karl Marx A. Quiazon with Mr. Felipe G. Doctor as farm worker and Mr. Alexander G. Ramilo as administrative aide. The student was trained in the hatchery of African catfish. The activities involved selection of breeders, induced spawning, incubation, first nursing stage (feeding with *Tubifex*), second stage (feeding with commercial diet), and disposal of fingerlings. Other activities performed were predation-prey size determination and food preparation.

Strengths of the station include availability of scientist and trained researcher and while the weaknesses are issues concerning the maintenance of the farm and lack of feeds.

---

<sup>1/</sup>Undergraduate Field Practice Report presented to the faculty of the College of Fisheries, Central Luzon State University in partial fulfillment of requirements for the degree of Bachelor of Science in Fisheries. Prepared at the Department of Aquatic Resources and Ecology Management, College of Fisheries, Central Luzon State University under the supervision of Dr. Ravelina R. Velasco

## REFERENCES

- Amisah, S., M.A Otheng and J.K Ofori. 2009. Growth performance of the african catfish, *clarias gariepinus*, fed varying inclusion levels of *leucaena leucocephala* leaf meal. Journal of Application Science Environment Management, 13(1): 21–26
- Marimuthu, K., Ang Chi Cheen, S. Muralikrishnan and D. Kumar. 2010. Effect of different feeding frequency on the growth and survival of African catfish (*Clarias gariepinus*) fingerlings. Advances in Environmental Biology, 4(2): 187–193.
- Skelton, P. 2001. A Complete Guide to the Freshwater Fishes of Southern Africa. Retrieved from <http://www.anchorenvironmental.co.za> on June 13, 2017.
- Abdul R B, Edward K, and O A. Sogbesan. 2017. Comparative studies on *clarias gariepinus* pituitary extracts and synthetic hormone on induced spawning and growth performance of the african catfish *clarias gariepinus* fry. Dairy and Vet Sci J. 2017; 4(3): 555638. DOI: 10.19080/ JDVS.2017.04.555638.
- <http://www.yourhormones.info/glands/pituitary-gland/>
- <http://www.pituitary.org.uk/information/hormones/>
- <http://www.fishbase.org/summary/1934>