

**ASSESSMENT OF *Trichoderma harzianum*-TREATED WHITE CORN (*Zea mays*  
L.) KERNELS AGAINST AFLATOXIGENIC  
*Aspergillus flavus***

**NIKKO PUNZAL MOLA CRUZ**

An undergraduate thesis manuscript submitted to the faculty of the Department of Crop Protection, Central Luzon State University, Science City of Munoz, Nueva Ecija in partial fulfillment of the requirements for the degree of

**BACHELOR OF SCIENCE IN AGRICULTURE  
(Crop Protection – Plant Pathology)**

**2017**

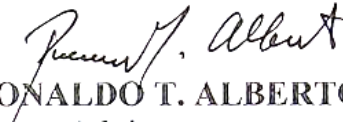
**ASSESSMENT OF *Trichoderma harzianum*-TREATED WHITE CORN (*Zea mays* L.) KERNELS AGAINST AFLATOXIGENIC *Aspergillus flavus***


by

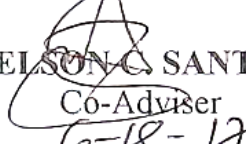
**NIKKO PUNZAL MOLA CRUZ**


An undergraduate thesis manuscript presented to the faculty of the Department of Crop Protection, College of Agriculture, in partial fulfillment of the requirements for the degree of Bachelor of Science in Agriculture major in Crop Protection

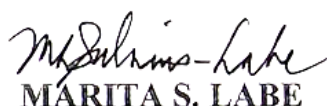
**APPROVED:**

  
**RONALDO T. ALBERTO**  
Adviser  
6/18/17  
\_\_\_\_\_  
Date

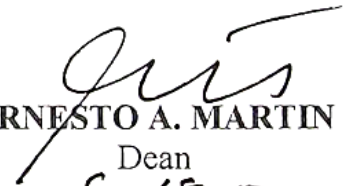
  
**CELYNNE O. PADILLA**  
Critic  
\_\_\_\_\_  
Date

  
**NELSON C. SANTIAGO**  
Co-Adviser  
6-18-17  
\_\_\_\_\_  
Date


  
**RONALDO T. ALBERTO**  
Department Research Coordinator  
6/18/17  
\_\_\_\_\_  
Date

  
**MARITA S. LABE**  
Department Chairperson  
18 June 2017  
\_\_\_\_\_  
Date

**ACCEPTED:**

  
**ERNESTO A. MARTIN**  
Dean  
6-18-17  
\_\_\_\_\_  
Date

**RECORDED:**

  
**RONALDO T. ALBERTO**  
College Research Coordinator  
6/18/17  
\_\_\_\_\_  
Date

## ACKNOWLEDGEMENT

The following were instrumental in the accomplishment of the study that is why the author would like to express his appreciation and thankfulness.

Dr. Ronaldo T. Alberto, his adviser, for his constant encouragement, valuable remarks and continuous support from the beginning and up to the completion of the study and improvement of manuscript.

Dr. Nelson C. Santiago, his co-adviser from Laboratory Service Division (PhilMech), for never ending support from the start and up to the completion of the study and provided other materials for the pursuant of the study.

Mrs. Celynne O. Padilla, his critic, for her immeasurable criticism and comments which contributed much for the improvement of this piece.

Dr. Marita S. Labe, Department Chairman, for her comments and suggestions to improve this study.

To all the faculty of the Department of Crop Protection, Dr. Marilyn G. Patricio, Dr. Elaida R. Fiegalan, Prof. Jaime R. Quilantang, Dr. Jonathan L. Galindez, Mr. Aaron A. Aguas, Ms. Llewelyn Jain and Ms. Jackielyn Ponce for the courses they taught to the author and for encouragements intended for the completion of the study.

Dr. Enesto A. Martin, Dean of the College of Agriculture, for the approval of this manuscript.

To his co-major and friends, Christine joy, Donn luigi, Lawrence, Mervie, Maning, Brando, Judy, Armie, Queennie jane, Angelo, Jodeth, Venus, Pauline and

Sharlene, for happy times they have showed have showed and to all the problems and difficulties they've encountered in their courses and also for their support to the author

To his team mates and coach in CLSU Men's Volleyball Team, for laughter, hard training together and encouragement to finish this study.

To his dance crew, the Hype Academy, for understanding and encouraging the author to finish this study and to graduate on time.

To his companion in YFC (Youth For Christ), for their prayers, counsels, encouragements and support throughout this study.

Special thanks to Mr. Jayson Villamor for remarkable words and encouragements to the author to pursue his study.

For his parents, Benjamin P. Mola Cruz and Nancy P. Mola Cruz, for this unconditional love given to the author, for their hardships and sacrifices to bring the author in school and for the completion of the study. And also to his brothers, Mark rainier and Jeffrey Mola Cruz who were always there, for understanding and support.

The author would like also to the other persons whose names were not mentioned for their help and support in the completion of this study

Above all, to Almighty God, for bountiful blessings and unending thankfulness to Him for always being there, who guides, love and help the author to overcome all problems and troubles he encountered.

**NIKKO PUNZAL MOLA CRUZ**

## TABLE OF CONTENTS

	<b>PAGE</b>
<b>TITLE PAGE</b>	i
<b>APPROVAL SHEET</b>	ii
<b>ACKNOWLEDGEMENT</b>	iii
<b>LIST OF TABLES</b>	viii
<b>LIST OF FIGURES</b>	ix
<b>LIST OF APPENDIX TABLES</b>	x
<b>ABSTRACT</b>	xiii
<b>INTRODUCTION</b>	1
Statement of the Problem	3
Importance of the Study	3
Objectives of the Study	4
Hypothesis of the Study	4
Scope and Limitation	4
Time and Place of the Study	5
<b>REVIEW OF LITERATURE</b>	6
<i>Trichoderma</i>	6
Morphology of <i>Trichoderma</i>	6
Macroscopic Features	6
Microscopic Features	7

Roles of <i>Trichoderma</i> as Biological Control Agent (BCA)	8
<i>Trichoderma</i> -Pathogen Interactions	8
<i>Trichoderma</i> -Plant Interactions	10
<i>Aspergillus flavus</i>	11
Biology and Ecology	11
Life cycle	12
Aflatoxin	13
Management and Practices of <i>Aspergillus flavus</i>	14
<b>METHODOLOGY</b>	15
Identification of Farmer Cooperator (Source of Samples)	15
Agar Trapping of Fungi from Soil Sample	15
Source of <i>Trichoderma harzianum</i> and <i>Aspergillus flavus</i> Cultures	16
Research Design and Treatments	17
In-Vivo Screening of <i>T. harzianum</i> Against <i>A. flavus</i> in White Corn	18
Data to Gathered	18
Statistical Analysis	19
<b>RESULTS AND DISCUSSION</b>	20
Farmers Profile and Management Practiced Employed	20
Associated Fungi Identified in the soil	20
Frequency of seeds containing <i>A. flavus</i>	22

Relative Abundance of other Fungi	26
Percentage Germination of Treated Seeds	29
<b>SUMMARY, CONCLUSION AND RECOMMENDATION</b>	33
<b>LITERATURE CITED</b>	34
<b>APPENDICES</b>	38

## LIST OF TABLES

TABLE		PAGE
1	Associated fungi present in the soil in Bugtong na Buli, Talavera, Nueva Ecija, dry season 2017	20
2	Percentage frequency of seeds containing <i>A. flavus</i> in Bugtong na Buli, Talavera, Nueva Ecija, dry season 2017	23
3	Percentage frequency of relative abundance of other fungi in Bugtong na Buli, Talavera, Nueva Ecija, dry season 2017	26
4	Percentage seed germination	32

## LIST OF FIGURES

FIGURE		PAGE
1	Fungi present in the soil; (A) <i>Aspergillus flavus</i> under HPO, (B) <i>Aspergillus niger</i> under HPO, (C) <i>Fusarium</i> sp. under HPO	20
2	Figure 2. Seeds infected with <i>A. flavus</i> and other fungi. (A) T1, (B) T2, (C) T3, (D) T4, (E) T5, (F) T6, (G) T7, (H) T8 and (I) T9	23
3	Figure 3. Samples of germinating seeds. (A) T1, (B) T2, (C) T3, (D) T4, (E) T5, (F) T6, (G) T7, (H) T8 and (I) T9	30

## LIST OF APPENDIX TABLE

TABLE		PAGE
1a	Percent infection with <i>A. flavus</i> before storage	44
1b	Analysis of variance (ANOVA) of percent infection with <i>A. flavus</i> before storage	44
2a	Percent infection with <i>A. flavus</i> 7 days after storage	45
2b	Analysis of variance (ANOVA) of percent infection with <i>A. flavus</i> 7 days after storage	45
3a	Percent infection with <i>A. flavus</i> 14 days after storage	46
3b	Analysis of variance (ANOVA) of percent infection with <i>A. flavus</i> 14 days after storage	46
4a	Percent infection with <i>A. flavus</i> 21 days after storage	47
4b	Analysis of variance (ANOVA) of percent infection with <i>A. flavus</i> 21 days after storage	47
5a	Percent mean infection with <i>A. flavus</i>	48
5b	Analysis of variance (ANOVA) of percent mean infection with <i>A. flavus</i> before storage	48
6a	Percent Relative Abundance of other fungi before storage	49
6b	Analysis of variance (ANOVA) of percent relative abundance other fungi before storage	49
7a	Percent relative abundance of other fungi 7 days after storage	50

7b	Analysis of variance (ANOVA) of percent relative abundance other fungi 7days after storage	50
8a	Percent relative abundance of other fungi 14 days after storage	51
8b	Analysis of variance (ANOVA) of percent relative abundance other fungi 14 days after storage	51
9a	Percent relative abundance of other fungi 21 days after storage	52
9b	Analysis of variance (ANOVA) of percent relative abundance other fungi 21 days after storage	52
10a	Percent mean relative abundance of other fungi	53
10b	Analysis of variance (ANOVA) for percent mean relative abundance other fungi	53
11a	Percent germination of seeds before storage	54
11b	Analysis of variance (ANOVA) for percent germination of seeds before storage	54
12a	Percent germination of seeds 7 days after storage	55
12b	Analysis of variance (ANOVA) for percent germination of seeds 7 days after storage	55
13a	Percent germination of seeds 14 days after storage	56
13b	Analysis of variance (ANOVA) for percent germination of seeds 14 days after storage	56
14a	Percent germination of seeds 21 days after storage	57
14b	Analysis of variance (ANOVA) for percent germination of seeds 21 days after storage	57

15a	Percent mean germination of seeds	58
15b	Analysis of variance (ANOVA) for percent mean germination of seeds	58

ASSESSMENT OF *Trichoderma harzianum* TREATED WHITE CORN (*Zea mays* L.) KERNELS AGAINST AFLATOXIGENIC *Aspergillus flavus*<sup>1</sup>

by

NIKKO PUNZAL MOLA CRUZ

ABSTRACT

This study was conducted to evaluate the efficacy of *Trichoderma harzianum* in controlling the kernel infection of *Aspergillus flavus* and qualitative effect of *T. harzianum* on corn seeds before storage and 7, 14, 21 days after storage.

Microbial analysis showed that *Trichoderma harzianum* was effective in suppressing the growth of *A. flavus* infection on corn seeds. In addition, *T. harzianum* can also suppress some pathogenic storage fungi that would affect the quality of the corn. The efficacy of *T. harzianum* to manage the growth of *A. flavus* in corn was significantly observed throughout the storage period.

Physical analysis showed that seeds treated with *T. harzianum* had higher percent germination than the control. Treatments with *A. flavus* had the lowest percent seed germination.

---

<sup>1</sup>An undergraduate thesis manuscript presented in partial fulfillment of the requirements for graduation with the degree of Bachelor of Science in Agriculture major in Crop Protection from Central Luzon State University, Science City of Muñoz, Nueva Ecija. Prepared in the Department of Crop Protection under the supervision of Dr. Ronaldo T. Alberto and Dr. Nelson C. Santiago with Research Contribution No. CA-03-16-0007

## LITERATURE CITED

- ABBAS, H.K., C. ACCINELLI, R.M. ZABLOTOWICZ, C.A. ABEL, H.A. BRUNS, Y. DONG & W.T. SHIER. 2008. Dynamics of mycotoxin and *Aspergillus flavus* levels in aging Bt and non-Bt corn residues under Mississippi no-till conditions. *J Agric Food Chem.* 56: 7578–7585.
- ABBAS, H.K., J.R. WILKINSON, R.M. ZABLOTOWICZ, C. ACCINELLI, C.A. ABEL, H.A. BRUNS & M.A. WEAVER. 2009. Ecology of *Aspergillus flavus*, regulation of aflatoxin production, and management strategies to reduce aflatoxin contamination of corn. *Toxin Reviews.* 28(2–3): 142–153.
- ABBAS, H.K., R.M. ZABLOTOWICZ, M.A. WEAVER, B.W. HORN, W. XIE & W.T. SHIER. 2004. Comparison of cultural and analytical methods for determination of aflatoxin production by Mississippi Delta *Aspergillus* isolates. *Can J Microbiol.* 50: 193–199.
- ALABOUVETTE, C., C. OLIVAIN, Q. MIGHELI & C. STEIBERG. 2009. Microbiological control of soil-borne phytopathogenic fungi with special emphasis on wilt-inducing *Fusarium oxysporum*. *New Phytol.* 184:529-544.
- BEGUM, M.M., M. SARIAH, A.B. PUTEH & M.A.Z. ABIDIN, 2008. Pathogenicity of *Colletotrichum truncatum* and its influence on soybean seed quality. *Int. J. Agric. Biol.* 10: 393-398.
- BENITEZ, T., A.M. RINCON, M.C. LIMON & A.C. CODON. 2004. Biocontrol mechanisms of *Trichoderma* strains. *International Microbiology.* 7: 249-260.
- CELAR, F. & N. VALIC 2005. Effects of *Trichoderma* spp and *Gliocladium roseum* culture filtrates on seed germination of vegetables and maize. *J. Plant Dis. Prot.* 112(4): 343-350.
- CHAVAN, A.M. & R.B. KAKDE, 2008. Studies on abnormal oilseeds mycoflora from Marathwada region. *Bionano Frontier.* 2: 101-104.
- CHET, I. 1987. *Trichoderma* - application, mode of action, and potential as a biological control agent of soilborne plant pathogenic fungi. In: Chet, I. (ed.) *Innovative Approaches to Plant Disease Control.* John Wiley & Sons, New York, USA. pp. 137-160.
- DAGUERRE, Y., K. SIEGEL, V. EDEL-HERMANN & C. STEINBERG. 2014. Fungal proteins and genes associated with biocontrol mechanisms of soilborne pathogens: a review. *Fungal Biol Rev.* 28:97-125.

- DESJARDINS, A.E. & S.A. McCARTHY. 2004. Maize in the southeast Asian archipelago and Australia. Chapter 6. In: milho, makka and yu mai: Early Journeys of *Zea mays* to Asia. National Agricultural Library Website, retrieve from <Http://www.nal.usda.gov/research/maize/>.
- EGAL, S., A. HOUNSA, Y. Y. GONG, P. C. TURNER, C. P. WILD, A. J. HALL, K. HELL, & K. F. CARDWELL. 2005. Dietary exposure to aflatoxin from maize and groundnut in young children from Benin and Togo, West Africa. *International Journal of Food Microbiology*. 104(2): 215– 224.
- FARNHAM, D.E., G.O. BENSON & R.B. PEARCE. 2003. Corn perspective and culture. Chapter 1. In; PJ White, LA Johnson, eds. *Corn: chemistry and technology*, Edition 2nd. American Association of Cereal Chemists, Inc. St. Paul, Minnesota, USA. pp 1-33.
- FORTNUM, B.A. 1986. Effect of environment on aflatoxin development in pre-harvest maize. In: Zuber MS, Lillehoj EB, eds. *Aflatoxin in Maize: A Proceedings of the Workshop*. El Batan, Mexico: CIMMYT. pp. 145–151.
- GAMS, W. & J. BISSETT. 2002. Morphology and identification of *Trichoderma*. In: Kubicek, C. P. and Harman, G. E. (eds.). *Trichoderma and Gliocladium: Basic biology, taxonomy and genetics*. Taylor & Francis Ltd. pp. 3-31.
- GERPACIO, R. V., J. D. LABIOS, R. V. LABIOS & E. I. DIANGKINAY. 2004. Maize in the Philippines: Production Systems, Constraints, and Research Priorities. Mexico. D.F.: CIMMYT.
- GHISALBERTI, E. L. & K. SIVASITHAMPARAM. 1991. Antifungal antibiotics produced by *Trichoderma* spp.. *Soil Biology and Biochemistry*. 23: 1011-1020.
- GILBERT, J. & S.M. WOODS. 2006. Strategies and Considerations for Multi-Location FHB Screening Nurseries. Session 3: International scab nursery consortium. pp. 93-102.
- HARMAN, G. E., T. BJORKMAN, K. ONDIK & M. SHORESH. 2004. *Trichoderma* species - opportunistic, avirulent plant symbionts. *Nature Reviews Microbiology*. 2: 43-56.
- HEATHCOTE, J.G. & J.R. HIBBERT. 1978. *Aflatoxins: Chemical and Biological Aspects*. Amsterdam, The Netherlands: Elsevier Scientific Publishing Company.
- HILL, R.A., D.M. WILSON, W.W. McMILIAN, N.W. WIDSTROM, R.J. COLE, T.H. SANDERS & P.D. BLAKENSHIP. 1985. Ecology of the *Aspergillus flavus* group and aflatoxin formation in maize and groundnut. In: Lacey J, ed. *Trichothecenes and Other Mycotoxins*. Chichester, UK: John Wiley & Sons. pp. 79–95.

- HORN, B.W. 2007. Biodiversity of *Aspergillus* section Flavi in the United States: a review. *Food Addit Contam.* 24: 1088–1101.
- HORN, B.W., R.L. GREENE & J.W. DORNER. 1995. Effect of corn and peanut cultivation on soil populations of *Aspergillus flavus* and *A. parasiticus* in southwestern Georgia. *Appl Environ Microbiol.* 61: 2472–2475.
- HOWELL C.R. 2003. Mechanisms employed by *Trichoderma* species in the biological control of plant diseases: the history and evolution of current concepts. *Plant Dis.* 87:4-10.
- HYAM, R. & R. PANKHURST. 1995. *Plants and Their Names: A Concise Dictionary.* Oxford University Press Oxford.
- JAIME-GARCIA, R. & P.J. COTTY. 2004. *Aspergillus flavus* in soils and corncobs in South Texas: Implications for management of aflatoxins in corn-cotton rotations. *Plant Dis.* 88: 1366–1371.
- JANARDHAN. A., D. SUBRAMANYAM, A.P. KUMAR, M.R. PRADEEP & G. NARASHIMA, 2011. Aflatoxin impacts on germinating seeds. *Annul. Biol.* 2: 180-188.
- JONES, R.K., H.E. DUNCAN, G.A. PAYNE & P.B. HAMILTON. 1981. Planting date, harvest date, and irrigation effects on infection and aflatoxin production by *Aspergillus flavus* in field corn. *Phytopathology.* 66: 675–677.
- KESWANI, C., S. MISHRA, B. SARMA, S. SINGH & H. SINGH (2014). Unraveling the efficient applications of secondary metabolites of various *Trichoderma* spp. *Appl. Microbiol. Biotechnol.* 98:533-544.
- KLICH, M.A. 1986. Mycoflora of cotton seed from the southern United States: a three year study of distribution and frequency. *Mycologia.* 78: 706–712.
- MANWILLER, A. & B. FORTNUM. 1979. A comparison of aflatoxin levels on pre-harvest corn from the South Carolina coastal plain for 1977–78. *Agron. and Soils Research. Series 201.* South Carolina Agric. Exp. Stn., Florence, SC.
- MC-FADDEN A.G., SUTTON J.C. 1975. Relationship of populations of *Trichoderma* spp. in soil to disease in maize. *Can. J. Plant Sci.* 55: 579-586.
- MENZIES, J.G. 1993. A strain of *Trichoderma viride* pathogenic togerminating seedlings of cucumber, paper and tomato. *Plant Pathol.* 42: 784-791.
- MOJICA, C.J. 1986. Effect of ripening stage, inoculum density and corn cultivars on kernel infection by *Aspergillus flavus* Link Ex. Fr. And subsequent aflatoxin formation. M.S. Thesis. UPLB. 87 pp.

- MONTE, E. 2001. Understanding Trichoderma: between biotechnology and microbial ecology. *Int. Microbiol.* 4:1 -41. Montealegre J, Varnero MT, Sepulveda C (1993)
- PALIWAL, R.L. 2000. Introduction to maize and its importance. Chapter 1. In; *Tropical Maize; Improvement and Production*. Food and Agricultural Organization of the United Nations Rome. pp 1-3.
- PANDAYA, J.R., A.N. SABALPARA & S.K. CHAWDA. 2011. Trichoderma: A particular weapon for biological control of phytopathogens. *J. Agric. Technol.* 7:1187-1191.
- PAYNE, G.A. 1992. Aatoxin in maize. *CRC Crit Rev Plant Sci.* 10: 423–440.
- PAYNE, G.A. 1998. Process of contamination by aflatoxin producing fungi and their impacts on crops. In: Sinha KK, Bhatnagar D, eds. *Mycotoxins in Agriculture and Food*.
- PHILIPPINE STATISTICS AUTHORITY. 2015, <http://agstat.psa.gov.ph/>
- PITT, J.I. & A.D. HOCKING.1997. *Fungi and food spoilage*. Chapman and Hall, New York, USA. p 593.
- SAMUELS, G.J. 1996. Trichoderma: a review of biology and systematic of the genus. *Mycol. Res.* 100:923-935.
- SAMUEL, G. 2004. Growth rate/colony radius [Online]. Retrieved from: [http://www.isth.info/methods/method.php?method\\_id=4](http://www.isth.info/methods/method.php?method_id=4) [Accessed: 18 March 2013].
- SAMUELS, G.J., P. CHEVERRI, D.F. FARR & E.B. McCRAY. 2002 Trichoderma Online, Systematic Mycology and Microbiology Laboratory, ARS, USDA. Retrieved November 20, 2016, retrieved from </taxadescriptions/keys/TrichodermaIndex.cfm>.
- SARROCCO, S., L. GUIDI, S. FAMBRINI, E. DEL'INOCENTI & G. VANNACI, (2009). Competition for cellulose exploitation between *Rhizoctonia solani* and two Trichoderma isolates in the decomposition of wheat straw. *J. Plant Pathol.* 91 :331 -338.
- SCHUSTER, A. & E.B. SCHMOLL. 2010. Biology and biotechnology of *Trichoderma*. *Applied Microbiology Biotechnology.* 87: pp. 787-799.
- SULEIMAN, R., K. ROSENTRATER, & C. BERN, 2013. Effects of Deterioration Parameters on Storage of Maize: A Review. *Journal of Natural Sciences Research* 3(9): 147-165.

- SUTTON, J. 1972. *Trichoderma koningii* as a parasite of maize seedlings. *Can. J. Plant Sci.* 52: 1037-1042.
- VINALE, F., SIVASITHAMPARAM K., GHISALBERTI E.L., MARRA R., WOO S.L., & LORITO M. 2007. *Trichoderma*-plant-pathogen interactions. *Soil Biology & Biochemistry.* 40: 1-10.
- WEINDLING, R. 1932. *Trichoderma lignorum* as a parasite of other soil fungi *Phytopathology.* 22: 837-845.
- WHITE, P.J. 1994. Properties of corn starch. Chapter 2. In: AR hallauer, ed. *Specialty Corns*, CRC Press Inc Boca Raton, USA. pp 29-54.
- WICKLOW, D.T., J.R. BOBELL & D.E. PALMQUIST. 2003. Effect of intraspecific competition by *Aspergillus flavus* on aatoxin formation in suspended disc culture. *Mycol Res.* 107: 617-623.
- WICKLOW, D.T., D.M. WILSON & T.E. NELSEN. 1993. Survival of *Aspergillus flavus* sclerotia and conidia buried in soil in Illinois and Georgia. *Phytopathology.* 83: 1141-1147.
- WILD, C.P & A.J. HALL. 1994. Epidemiology of aflatoxin-related disease. In: Eaton. D.A. and Groopman, J.D. (eds) *The Toxicology of Apatoxins: Human Health, Veterinary, and Agricultural Significance.* Academic Press, New York, USA. pp. 233-258.
- WOO S.L., F. SCALA, M. RUOCC & M. LORITO, 2006. The molecular biology of the interactions between *Trichoderma* spp., pathogenic fungi, and plants. *Phytopathology.* 96:181 -185.
- YEDIDIA, I., N. BENHAMOU, & I., CHET. 1999. Induction of defense responses in cucumber (*Cucumis sativus* L.) by the biocontrol agent *Trichoderma harzianum*. *Appl. Environ. Microbiol.* 65: 1061-1070
- ZABLOTOWICZ, R.M., H.K. ABBAS & M.A. LOCKE. 2007. Population ecology of *Aspergillus flavus* associated with Mississippi Delta soils. *Food Addit Contam.* 24: 1102-1108.
- ZHENG Z & K. SHETTY. 2000. Enhancement of pea (*Pisum sativm*) seedling vigor and associated phenolic content by extraction of apple pomace fermented with *Trichoderma* spp. *Proc. Biochem.* 36:79-84.