

**EFFECT OF VITAMIN C SUPPLEMENTATION ON THE GROWTH AND
SURVIVAL OF NILE TILAPIA FINGERLINGS (*Oreochromis niloticus* L.)**

by

MA. ANGELA A. BUENAVENTURA

An Undergraduate Thesis presented to the faculty of the College of Fisheries in partial fulfillment of the requirements for the degree of

BACHELOR OF SCIENCE IN FISHERIES

**Department of Aquatic Resources, Ecology and Management
COLLEGE OF FISHERIES
CENTRAL LUZON STATE UNIVERSITY
Science City of Muñoz, Nueva Ecija**

2018



COLLEGE OF FISHERIES
CENTRAL LUZON STATE UNIVERSITY
Science City of Muñoz, Nueva Ecija

**EFFECT OF VITAMIN C SUPPLEMENTATION ON THE GROWTH
AND SURVIVAL OF NILE TILAPIA (*Oreochromis niloticus* L.)**

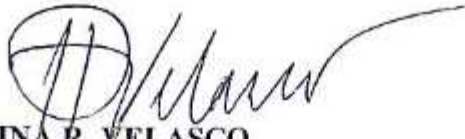
by

MA. ANGELA A. BUENAVENTURA


an Undergraduate Thesis presented to the Faculty of the
College of Fisheries in partial fulfilment of the
requirements for the degree of

BACHELOR OF SCIENCE IN FISHERIES

APPROVED:


RAVELINA R. VELASCO
Adviser

1/19/18
Date


RODORA M. BARTOLOME
Critic


1/19/18
Date

NOTED:


REMEDIOS B. BOLIVAR
Department Chair


1-19-18
Date

RECORDED:


REMEDIOS B. BOLIVAR
College Research Coordinator

1-19-18
Date

ACCEPTED:


RAVELINA R. VELASCO
Dean

1/19/18
Date

BIOGRAPHICAL DATA



PERSONAL DATA

Name	Ma. Angela A. Buenaventura
Birthday	November 18, 1996
Birth Place	City Hospital, Cabanatuan City
Address	Buasao, Sto. Domingo, Nueva Ecija
Parents	Roberto P. Buenaventura Nimia A. Buenaventura

EDUCATIONAL ATTAINMENT

Elementary	Sto. Domingo Central School Malasin, Sto. Domingo, Nueva Ecija
Secondary	Rominas Heavenly Angels Montessori School Sagaba, Sto. Domingo, Nueva Ecija
Tertiary	Central Luzon State University Science City of Muñoz, Nueva Ecija

ACKNOWLEDGEMENTS

This paper would not be possible without those great people who have extended their helping hands from the onset of her study until the end.

The author gratefully express her endless and heartfelt gratitude to the following:

To the Almighty God, who gives her guidance, support, wisdom, knowledge and countless blessings on her life. Especially His words on Habakkuk 3:19 *"The Lord God is my strength He will make my feet like deer's feet and He will make me walk on my high hills"* those words that made all things easy for the author to overcome.

To her parents Mr. Roberto P. Buenaventura, Sr. and Mrs. Nimia A. Buenaventura for all their sacrifices. The author was thankful for their guidance and advices that helps her to grow a good person like them. To her siblings, Isabel and Bigboy; her nephew, James and nieces, Pia and Sobel, who are her number one fans. They are truly her motivation and they will always be her reason to continue pushing her self more. Her success is for all of them.

To her aunt, Dr. Concepcion A. Maglatang for providing her everyday allowance during her third year at college. The author is thankful for those inspiring advices to dream big and teach her how to reach those dreams. To her, the author is in deep gratitude.

To Dr. Ravelina R. Velasco, her very supportive adviser, for the genuine advices and suggestions that has enhanced the content of each page of this paper. She thanks her for her understanding and approachability even on her very busy schedules. Her endless thanks for all those unconditional considerations she had given to her.

To Prof. Rodora M. Bartolome, her critic, for her diligence and constructive criticisms that leads to a fully improved outcome of this paper. She thanks her for imparting her knowledge for the success of this study and also she thanks her for being very approachable.

To Dr. Remedios R. Bolivar, the College Research Coordinator, for the knowledge she had shared to improve this paper and for her patience on editing every single word written on this paper. The author is thankful for those comments and suggestions that improved the contents of this paper.

To Dr. Emmanuel M. Vera Cruz, Director of the Freshwater Aquaculture Center for allowing her to conduct her thesis at the Wet Laboratory and for the experimental fish needed on the study.

To the faculty and staff members of the College of Fisheries whom she considers as her second family especially to Ma'am Juliet for guiding her during the conduct of her study.

To her Pastors, brothers, sisters, for the prayers and to her friends who have extended their helping hands during the conduct of this study. THANKYOU!!!

MA. ANGELA A. BUENAVENTURA

TABLE OF CONTENTS

	Page
LIST OF FIGURES	viii
LIST OF TABLES	ix
LIST OF APPENDIX TABLES	x
LIST OF APPENDIX FIGURES	xii
ABSTRACT	xiii
INTRODUCTION	1
Background of the study	1
Statement of the problem	3
Significance of the study	3
Objectives of the study	4
Scope and limitations	4
Time and Place of the Study	4
REVIEW OF RELATED LITERATURE	5
Nile Tilapia (<i>Oreochromis niloticus</i>)	5
Vitamin C	6
Role of Vitamin C in the diet of the Fish	6
Vitamin C on the Growth and Survival of Fish	8
MATERIALS AND METHODS	9
Experimental fish	9
Purchased of Vitamin C (Ascorbic Acid)	9
Feeding of Fish	9
Experimental Treatments	9
Lay-out of the experiment	10
Data collection and analysis	11
Data Gathered	11
Statistical Analysis	11
RESULTS AND DISCUSSION	12

Growth performance	12
	Page
Initial weight	13
Final weight	13
Initial total length	13
Final total length	14
Specific growth rate (%)	14
Gain in weight	15
Survival Rate (%)	15
SUMMARY, CONCLUSION AND RECOMMENDATIONS	17
LITERATURE CITED	18
APPENDICES	21

LIST OF FIGURES

Figure.	Title	Page
1	Experimental lay-out	10

LIST OF TABLES

Table No.	Title	Page
1	Description of treatments used	10
2	Summary results of the growth performance of Nile Tilapia (<i>Oreochromis niloticus</i>)	12

LIST OF APPENDIX TABLES

Appendix Table No.	Title	Page
1	One-way analysis of variance on mean initial weight	22
1a	Comparison of treatment means on initial weight	22
2	One-way analysis of variance on initial length	23
2a	Comparison of treatment means on initial length	23
3	One-way analysis of variance on final weight	24
3a	Comparison of treatment means on final weight	24
4	One-way analysis of variance on final total length	25
4a	Comparison of treatment means on final total length	25
5	One-way analysis of variance on specific growth rate	26
5a	Comparison of treatment means on specific growth rate	26
6	One-way analysis of variance on gain in weight	27
6a	Comparison of treatment means on gain in weight	27
7	One-way analysis of variance on survival rate	28
7a	Comparison of treatment means on survival rate	28

8	Mean initial weight (g) per replicate of Nile tilapia	29
9	Mean initial length (cm) per replicate of Nile tilapia	29
10	Mean final weight (g) per replicate of Nile tilapia	29
11	Mean final total length (cm) per replicate of Nile tilapia	29
12	Specific growth rate (%) per replicate of Nile tilapia	30
13	Mean gain in weight (g) per replicate of Nile tilapia	30
14	Survival rate (%) per replicate of Nile tilapia	30
15	Initial weight of Experimental fish	31
16	First sampling of Experimental fish	32
17	Second sampling of Experimental fish	33
18	Third sampling of Experimental fish	34
19	Fourth sampling of Experimental fish	35
20	Final sampling of Experimental fish	36
21	Initial length of experimental fish	37
22	Final length of Experimental fish	38

LIST OF APPENDIX FIGURES

Appendix Figure	Title	Page
1	Experimental set-up	39
2	Vitamin C (Ascorbic acid)	39
3	Stocking of experimental fish Nile Tilapia (<i>Oreochromis niloticus</i>)	40
4	Daily feeding of Experimental fish	40
5	Sampling	41
6	Formulation of experimental diets	41

EFFECT OF VITAMIN C SUPPLEMENTATION ON THE GROWTH AND SURVIVAL OF NILE TILAPIA FINGERLINGS (*Oreochromis niloticus* L.)

ABSTRACT

The 30-day experiment was conducted to determine the effect of vitamin C supplementation on the growth and survival of Nile tilapia (*Oreochromis niloticus* L.) cultured in 9 experimental aquaria measuring 30 cm x 60 cm x 30 cm. The study had three treatments which were replicated three times namely: Treatment I – commercial feed; Treatment II – 500 mg of vitamin C per kilogram of commercial feed; and Treatment III – 1000 mg vitamin C per kilogram of commercial feed.

Results of the study revealed that Treatment II (500 mg vitamin C per kilogram of commercial feed) had significantly better performance in Nile tilapia in terms of final weight, final total length, and gain in weight.

The highest percentage survival of 80 % was obtained in Treatments II and III, (76.67%) Lowest percentage survival was obtained in treatment I. However, analysis of variance (ANOVA) revealed no significant differences among treatments.

^{1/} Undergraduate thesis presented to College of Fisheries, Central Luzon State University as partial fulfilment of the requirements for the degree of Bachelor of Science in Fisheries. Prepared at the Department of Aquaculture under the supervision of Dr. Ravelina R. Velasco.

LITERATURE CITED

- Abowei, J.F.N. and A.T. Ekubo. 2011. A review of conventional and unconventional feeds in fish nutrition. *British Journal of Pharmacology and Toxicology*, 2(4): 179-191.
- Albers, N., G. Gotterbarm, W. Heimbeck, T. Keller, J. Seehawer and T.D. Tran. 2002. Vitamins in animal nutrition. Retrieved from <https://www.scribd.com/doc/39101649/Vitamins-in-Animal-Nutrition> on September 11, 2016.
- Asaikkutti, A., P. S. Bhavan, K. Vimala, M. Karthik and P. Cheruparambath. 2016. Effect of different levels dietary vitamin C on growth performance, muscle composition, antioxidant and enzyme activity of freshwater prawn, *Macrobrachium malcolmsonii*. *Aquaculture Reports* 3: 229-236.
- El-Sayed, A.F.M. 2006. *Tilapia Culture*. CABI Publishing, CAB International, Willingford, Oxfordshire, United Kingdom. 277 p.
- Gammanpila, M., A. Yakupitiy Age and A.N. Bart. 2007. Evaluation of the effects of dietary vitamin C, E and zinc supplementation on reproductive performance of Nile tilapia (*Oreochromis niloticus*). *Sri Lanka J. Aquat. Sci*, 12: 39-60.
- Guerrero, R.D. III. 1985. Tilapia farming in the Philippines: practices, problems and prospects, p. 3-14. *In*: Smith, I.R., E.B. Torres and E.O. Tan (eds.). *Philippine tilapia economics*. ICLARM Conference Proceedings 12. Philippine Council for Agriculture and Resources Research and Development. Los Baños, Laguna and International Center for Living Aquatic Resources Management, Manila, Philippines. 261 p.
- Craig, S. and L.A. Helfrich. 2009. Understanding fish nutrition, feeds, and feeding. Retrieved from www.ext.vt.edu on September 15, 2016.
- He, H. and A.L. Lawrence. 1993. Vitamin C requirements of the shrimp *Penaeus vannamei*. *Aquaculture* 114, 305-316.
- Ibrahem, M., S.M. Aly, M. Fathi and A.M.A. El-Aty. 2010. Effect of dietary supplementation of inulin and vitamin C on the growth, hematology, innate immunity, and resistance of Nile tilapia (*Oreochromis niloticus*). *Fish and Shellfish Immunology*, 29: 241-246.
- Khara, H., M. Sayyadborani and M. SayyadBorani. 2016. Effects of α -tocopherol (vitamin E) and ascorbic acid (vitamin C) and their combination on growth, survival and some haematological and immunological parameters of Caspian

- brown trout, *Salmo trutta* juveniles. Turkish Journal of Fisheries and Aquatic Sciences, 16: 385-393.
- Liang, X.P., Y. Li, Y. M. Hou, H. Qiu and Q. C. Zhou. 2015. Effect of dietary vitamin C on the growth performance, antioxidant ability and innate immunity of juvenile yellow catfish (*Pelteobagrus fulvidraco* Richardson). Laboratory of Fish Nutrition, School of Marine Sciences, Ningbo University, Ningbo, China. Aquaculture Research, 1–12 p.
- Lim, C. 1996. Nutrition and feeding of tilapias. Fish Disease and Parasite Research, 4: 95-107.
- Lim, C., M. Yildirim-Aksoy, T. Welker and P. H. Klesius. 2010. Growth performance, immune response, and resistance to *Streptococcus iniae* of Nile Tilapia, *Oreochromis niloticus*, fed diets containing various levels of vitamins C and E. Journal of the World Aquaculture Society 41: 35-48.
- Lugert, V., G. Thaller, J. Tetens, C. Schallz and J. Krieter. 2014. A review on fish growth calculations: multiple functions in fish production and diet specific applications. Reviews in Aquaculture (2016), 8: 30-42
- McDowell, L.R. 2000. Vitamins in Animal and Human Nutrition. Second Edition. Iowa State University Press. Ames, Iowa, USA. 793 p.
- Mirea, C., V. Cristea, R.I. Grecu, L. Dediú and S. Adina. 2013. Results regarding growth performance of Nile tilapia (*Oreochromis niloticus*, Linnaeus, 1758) fed with an additive feed, vitamin C, in a recirculating aquaculture system. Animal Science and Biotechnologies, 46(2): 238-243.
- Moyle, P.B. and J.J. Cech, Jr. 2004. Fishes: An Introduction to Ichthyology, Chapter 8. Growth. Fifth Edition. Pearson Prentice Hall. Upper Saddle River, New Jersey, USA. 726 p.
- Pandey, G. 2013. Feed formulation and feeding technology for fishes. Int. Res. J. Pharm., 4(3): 23-30.
- Parinaz, Y., Y. Vahid, Z. Mohammad, S. Amir-parviz and K. Saeed. 2013. Effect of dietary supplementation of vitamin C on growth performance, feed utilization and carcass composition of *Barbus sharpeyi* fingerlings. Marine Science, 4(14): 23-31.
- Pillay, T.V.R. and M.N. Kutty. 2005. Aquaculture Principles and Practices. Second Edition. Blackwell Publishing. Ames, Iowa, USA. 624 p.
- Soliman A.K., J. Jauncey and R.J. Roberts. 1994. Water-soluble vitamin requirements of tilapia: ascorbic acid (Vitamin C) requirement of Nile tilapia, *Oreochromis niloticus* (L.). Aquaculture and Fisheries Management 25: 269-278.

Wilson, R.P. 1973. Absence of ascorbic acid synthesis in channel catfish *Ictalurus punctatus* and blue catfish *Ictalurus frucatus*. *Comp. Biochem. Physiol.*, 46: 635-638

Zhou, Q., L. Wang, H. Wang, F. Xie and T. Wang. 2012. Effect of dietary vitamin C on the growth performance and innate immunity of juvenile cobia (*Rachycentron canadum*). *Fish & Shellfish Immunology* 32: 969-975

http://www.tankonyvtar.hu/en/tartalom/tamop425/0059_fish_nutrition_and_feeding/ch01s03.html

https://en.wikivet.net/Vitamin_C_Deficiency_-_Fish.

<http://www.liveaquaria.com/PIC/article.cfm?aid=164>.

<http://www.thefishsite.com/articles/1940/role-of-vitamin-c-multivitamin-diets-for-enhancement-of-immunity-growth-biological-performance-in-shrimps-fish/>.