

**MANAGEMENT PROTOCOLS FOR THE CONTROL
OF MASTITIS IN DAIRY GOATS**

JAIRO JOE MAYO TORRES

An Undergraduate Thesis Submitted to the Faculty of the College of Veterinary
Science and Medicine, Central Luzon State University,
Science City of Muñoz, Nueva Ecija, Philippines
In Partial Fulfillment of the Requirements
for the Degree of

DOCTOR OF VETERINARY MEDICINE

JUNE 2019

ACCEPTANCE SHEET

This undergraduate thesis entitled "MANAGEMENT PROTOCOLS FOR THE CONTROL OF MASTITIS IN DAIRY GOATS," prepared and submitted by JAIRO JOE MAYO TORRES, in partial fulfillment of the requirements for the degree of DOCTOR OF VETERINARY MEDICINE, is hereby accepted:




VIRGINIA M. VENTURINA, DVSM, Ph.D.

Adviser

6-13-19

Date Signed



VIRGILIO D. VIERNES, JR., DVSM,
Ph.D.

Critic

6-13-19

Date Signed




ALVIN P. SORIANO, DVM, MAgric

Co - Adviser

6-13-19

Date Signed

Accepted as partial fulfillment of the requirements for the degree of DOCTOR OF VETERINARY MEDICINE:

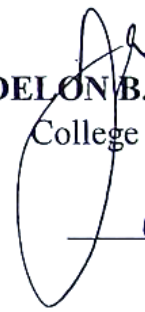


FREDELON B. SISON, DVM, MVPH

Chair, Department of Pathobiology

6-13-19

Date Signed



FREDELON B. SISON, DVM, MVPH

College Research Coordinator

6-13-19

Date Signed



VIRGINIA M. VENTURINA, DVSM, MSc, Ph.D.

Dean, College of Veterinary Science and Medicine

6-13-19

Date Signed

BIOGRAPHICAL SKETCH

The author, Jairo Joe Mayo Torres, was born on February 12, 1996 in Mangcasuy, Binalonan, Pangasinan. He currently lives in Bagong Sikat, Science City of Munoz, Nueva Ecija. He is the youngest son of Rev. Noli De Vera Torres (deceased) and Rev. Teresita Mayo Torres.

He completed his primary education at Bayambang Elementary School (A. Y. 2002 – 2006) and North Central School (A. Y. 2006 – 2008); secondary education at Juan G. Macaraeg National High School (A. Y. 2008 – 2012); and tertiary education at Central Luzon State University (A. Y. 2012 – 2017) for the degree Bachelor of Science in Animal Husbandry. Aside from involvement to co-curricular activities, he was also involved in extra-curricular activities. He is a member of Society for the Advancement of Veterinary Education and Research, Junior Clinicians Club and Senior Clinicians Club.

ACKNOWLEDGMENT

The completion of this thesis would have not been possible without the proficiency, cautious supervision and support of the following professionals and individuals:

To the author's advisers, Dr. Jaypee A. Abenoja and Dr. Virginia M. Venturina, for their knowledge and expertise in all aspects to provide the necessary information and assistance, for their utmost consideration in every possible way, and constant encouragement;

Dr. Alvin P. Soriano, his co-adviser, for his guidance in order to finish this manuscript;

Dr. Virgilio D. Viernes, Jr., his critic, for his intellectual direction and valuable recommendations for the development of this manuscript;

Dr. Fredelon B. Sison, the college research coordinator, for the supervision he extended to guarantee that the manuscript follows the prescribed format;

Small Ruminant Center, CLSU, for accommodating and assistance with the conduct of study;

He also extends his earnest gratitude to his family for their never-ending assistance, unconditional love, encouragement and provision throughout the conduct of the study;

Lastly and most importantly, to the Great Almighty, the creator of knowledge and wisdom, for giving patience and utmost understanding, guiding through obstacles he had encountered during the conduct of this study.

He is certainly grateful for the people mentioned and to those names who are not listed but have contributed and given their part to make this work a success.

TABLE OF CONTENTS

	PAGE
LIST OF TABLES	vii
LIST OF APPENDICES	viii
LIST OF APPENDIX PLATES	ix
LIST OF APPENDIX TABLES	x
ABSTRACT	xi
INTRODUCTION	1
Background Information	1
Objectives of the Study	2
Significance of the Study	3
Time and Place of the Study	3
Scope and Limitation of the Study	3
REVIEW OF RELATED LITERATURE	4
Dairy Goat	4
Dairy Goat Industry in the Philippines	5
Mastitis in Dairy Goats	6
Pathology	6
Clinical Mastitis	7
Subclinical Mastitis	7
Transmission	8
Detection	8
Management Interventions for Mastitis	9
Treatment	9
Control	11
MATERIALS AND METHODS	13
Animal Selection	13
Care and Management of Animals	13

Housing	13
Feeds and Feeding	13
Provision of Drinking Water	14
Health Program	14
Management Interventions	14
Cleaning of udder	14
Cleaning of udder with disinfectant	15
Using post-milking teat drip/spray	15
Using and cleaning milking parlor/area	15
Sample Collection and Processing	16
Masti-Check Kit	16
Scoring System	17
RESULTS AND DISCUSSION	19
Management Interventions in the Control of Mastitis in Goats	19
Occurrence of Mastitis with or without management Interventions	23
SUMMARY, CONCLUSION AND RECOMMENDATIONS	25
LITERATURE CITED	27
APPENDICES	33

LIST OF TABLES

TABLE		PAGE
1	Sample scoring guide for testing mastitis severity using gel formation as basis.	17
2	Comparison of the occurrence of mastitis with or without intervention	20

LIST OF APPENDICES

APPENDIX		PAGE
I	Conduct of the Study	34
II	Masti-Check Scores	38
III	Expenses	41

LIST OF APPENDIX PLATES

APPENDIX PLATE		PAGE
1	Milking parlour of the sampling animals	34
2	Collection of milk samples in the experimental group	35
3	Collection of milk samples in control animal	35
4	Testing of milk sample using Masti-Check	36
5	Animals in the milking parlor	36
6	Administration of post-milking teat dip	37
7	Iodine dip and cheesecloth used on animals with intervention	37

LIST OF APPENDIX TABLES

APPENDIX TABLE		PAGE
1	Masti-Check scores of the sampling animal day 1 (August 8, 2018)	38
2	Masti-Check scores of the sampling animal day 2 (August 11, 2018)	38
3	Masti-Check scores of the sampling animal day 3 (August 14, 2018)	38
4	Masti-Check scores of the sampling animal day 4 (August 18, 2018)	39
5	Masti-Check scores of the sampling animal day 5 (August 21, 2018)	39
6	Masti-Check scores of the sampling animal day 6 (August 25, 2018)	39
7	Masti-Check scores of the sampling animal day 7 (August 28, 2018)	40
8	Masti-Check scores of the sampling animal day 8 (September 1, 2018)	40

ABSTRACT

TORRES, JAIRO JOE M., Department of Pathobiology, College of Veterinary Science and Medicine, Central Luzon State University, Science City of Muñoz, Nueva Ecija, Philippines, **June 2019, MANAGEMENT PROTOCOLS FOR THE CONTROL OF MASTITIS IN DAIRY GOATS.**

Adviser: VIRGINIA M. VENTURINA, DVSM, PhD

Co-Adviser: ALVIN P. SORIANO, DVM, MAgric

The study aimed to describe the management interventions in the control of mastitis in goats and determine the occurrence of mastitis with or without the application of management interventions.

A total of six (6) dairy goats from the milkline of CLSU Small Ruminant Center (SRC), aged two (2) to four (4) years old and on their 1st to 4th parity were used in the study. Goats had been grouped randomly into two and has been tested for the presence of mastitis twice a week for one month using Masti-Check test kit.

Results show that the management interventions employed such as cleaning of udder, cleaning of udder with disinfectant, using post-milking teat dip/spray and using and cleaning milking parlor resulted in zero incidence of mastitis out of 24 observations made within 8-day period. Parallel observations in goats without such interventions resulted in eight (8) suspicious and two (2) confirmed cases of mastitis. Statistically, the management interventions did not significantly reduce the occurrence of mastitis.

Keywords: Dairy goat; Subclinical mastitis; Management protocols;

LITERATURE CITED

- Ahmad G., Timms, L.L., Morriscal D.G., & Brackelsberg, P.O. (1992). Ovine subclinical mastitis efficacy of dry treatment, *Sheep Res. J.* 8 (1992) 30–33.
- Albenzio M., Taibi, L., Muscio, A., & Sevi, A. (2002). Prevalence and etiology of subclinical mastitis in intensively managed flocks and related changes in the yield and quality of ewe milk, *Small Rumin. Res.* 43 (2002) 219–226.
- Ameh J.A., & Tari, I.S. (1999). Observations on the prevalence of caprine mastitis in relation to predisposing factors in Maiduguri, *Small Rumin. Res.* 35 (1999) 1–5.
- Analla M., Muñoz-Serrano, A., & Serradilla, J.M. (1995). Dairy goat breeding systems in the South of Spain. In: Gabiña D.(ed.). *Strategies for sheep and goat breeding*. Zaragoza: CIHEAM, 1995. p.143-154 (Cahiers Options Méditerranéennes;n . 11)
- Annis F.M., & Mcdougall, S. (2002). Efficacy of antibiotic treatment at drying off in curing existing infections and preventing new infections in dairy goats, in *Proceedings of the 62nd Conference of the New-Zealand Society of Animal Production*, Massey University, New Zealand, 24–26 June 2002, 62, pp. 19–21.
- Attfield, H.H.D. (1990). *Technical Paper 75: Understanding Dairy Goat Production*. Virginia, VITA Publications. Retrieved from the World Wide Web: www.goatworld.com
- Aziz, M.A. (2010). Present status of the world goat populations and their productivity. Pg 42
- Bergonier D., Longo, F., Lagriffoul, G., Consalvi, P.J., Van De Wiele, A., & Berthelot, X. (1996). Fréquence et persistance des staphylocoques coagulase négative au tarissement et relations avec les numérations cellulaires chez la brebis laitière, in: Rubino R. (Ed.), *Proceedings of Somatic cells and milk of Small Ruminants, International Symposium*, Bella, Italy, Wageningen Pers, The Netherlands, 1996, pp. 53–59.
- Bergonier D., Lagriffoul, G., & Berthelot, X. (2001). Le tarissement des brebis laitières: conduite et antibiothérapie. *Journées nationales SNGTVINRA*, Clermont-Ferrand, 30 mai–1er juin 2001, pp. 295–299.
- Bergonier D., Crémoux, R. D., Rupp, R., Lagriffoul, G., & Berthelot, L. (2003). Mastitis of Dairy Animals: Review Article, page 689-716

- Bergonier D., & Berthelot, X. (2003). New advances in Epizootiology and control of ewe mastitis, *Livest. Prod Sci.* 79 (2003) 1–16.
- Calavas D., Bugnard, F., Ducrot, C., & Sulpice, P. (1998). Classification of the clinical types of udder disease affecting nursing ewes, *Small Rumin. Res.* 29 (1998) 21–31.
- Chaffer M., Leitner, G., Zamir, S., Winkler, M., Glickman, A., Ziv, N., & Saran, A. (2003). Efficacy of dry-off treatment in sheep, *Small Rumin. Res.* 47 (2003) 11–16.
- Contreras A., Luengo, C., Sanchez, A., & Corrales, J.C. (2003). The role of intramammary pathogens in dairy goats. *Livest Prod Sci.* 79:273–283.
- Contreras, A., Sierra, D., Sanchez, A., Corrales, J.C., Morco, J.C., Paape, M.J., & Gonzalo, C. (2007). Mastitis in small ruminants. *Small Rumin. Res.* 68, 145–153.
- Douglas, G. (2011). *Dairy Chemistry and Physics*. Dairy Science and Technology. University of Guelph
- Esminger, A.H., & Esminger, M.K.J. (1986). *Food for Health: A Nutrition Encyclopedia*, Clovis California, Pegasus Press
- Ensminger, M.E., & Parker, R.O. (1986). *Sheep and Goat Science*, Fifth Edition. Danville, Illinois: The Interstate Printers and Publishers Inc.
- Fox L.K., Hancock, D.D., & Horner, S.D. (1992). Selective intramammary antibiotic therapy during the nonlactating period in goats, *Small Rumin. Res.* 9 (1992) 313–318.
- Garcia, K. V. (2018). Prevalence and Risk Factors associated with Subclinical mastitis in selected dairy goats' farms in the Philippines. Unpublished undergraduate thesis. College of Veterinary Science and Medicine, Central Luzon State University, Science City of Muñoz, Nueva Ecija, Philippines.
- Galton, D. (2004). Effects of an Automatic Postmilking Teat Dipping System on New Intramammary Infections and Iodine in Milk. *Journal of Dairy Science*, 87(1), 225–231. doi:10.3168/jds.s0022-0302(04)73161-6
- Galton, D., Petersson, L., & Merrill, W. (1986). Effects of Premilking Udder Preparation Practices on Bacterial Counts in Milk and on Teats. *Journal of Dairy Science*, 69(1), 260–266. doi:10.3168/jds.s0022-0302(86)80396-4

- Gerrit K., Mirjam, N., & Van Werven, T. (2012). Diagnostic tools to monitor udder health in dairy goats, *Veterinary Quarterly*, 32:1, 37-44, DOI: 10.1080/01652176.2012.675634
- Haenlein G.F.W. (2002). Relationship of somatic cell counts in goat milk to mastitis and productivity, *Small Rumin. Res.* 45 (2002) 163– 178.
- Hoare, R. J. T., Critchley, D. J., Dettmann, E. B., Sheldrake, R. F. & Fell, L. R. (1979). *Australian Journal of Dairy Technology* 34, 91-96.
- Hoare, R. J. T. & Roberts, E. A. (1972). *Australian Veterinary Journal* 48, 661-663.
- Hogan, J., White, D., & Pankey, J. (1987). Effects of Teat Dipping on Intramammary Infections by Staphylococci other than *Staphylococcus aureus*. *Journal of Dairy Science*, 70(4), 873-879. doi:10.3168/jds.s0022-0302(87)80086-3
- Hueston W.D., Boner, G.J., & Baertsche, S.T. (1989). Intramammary antibiotic treatment at the end of lactation for prophylaxis and treatment of intramammary infections in ewes, *J. Am. Vet. Med. Assoc.* 194 (1989) 1041–1044.
- Kirk J.H., & Glenn, J.S. (1996). Mastitis in ewes, *Comp. Cont. Educ. Pract.* 18 (1996) 582–591.
- Koop G, Van Werven, T., Toft, N., & Nielsen, M. (2011). Estimating test characteristics of somatic cell count to detect *Staphylococcus aureus*-infected dairy goats using latent class analysis. *J Dairy Sci.* 94:2902–2911.
- Lafi S.Q., Al Majali, A.M., Rousan, M.D., & Alawneh, J.M. (1998). Epidemiological studies of clinical and subclinical ovine mastitis in Awassi sheep in northern Jordan, *Prev. Vet. Med.* 33 (1998) 171–181.
- Longo F., & Pravieux, J.J. (2001). Traitement des brebis au tarissement : Cefovet HL, première AMM pour ovins, in: *Proceedings of the Journées Nationales GTV*, Clermont-Ferrand, France, 2001, pp. 301–302.
- Longo F., Béguin, J.C., Monsallier, G., Delas, P., & Consalvi, P.J. (1996). Efficacy of spiramycin and neomycin combination in the control of cell counts and udder pathogens in the dry ewe, in: Rubino R. (Ed.), *Proceedings of Somatic cells and milk of Small Ruminants, International Symposium*, Bella, Italy, Wageningen Pers, The Netherlands, 1996, pp. 49–52.

- Luengo C., Sanchez, A., Corrales, J.C., & Contreras, A. (1999). Valoración de un tratamiento antibiotico de secado frente a mammitis subclínicas caprinas, in: Mamitis y calidad de leche, 16 Jornadas Nacionales y 1as Internacionales del Grupo de Técnicos Especialistas en Mamitis y Calidad de Leche, Murcia 18 y 19 de octubre 1999, Diego Marin editor, 1999, pp. 243–249.
- Leitner G., Chaffer, M., Zamir, S., Mor, T., Glickman, A., Winkler, M., Weisblit, L., & Saran, A. (2001). Udder disease etiology, milk somatic cell counts and NAGase activity in Israeli Assaf sheep throughout lactation, *Small Rumin. Res.* 39 (2001) 107–112.
- Maisi P., & Riipinen, I. (1991). Pathogenicity of different species of staphylococci in caprine udder. *Br Vet J.* 147:126–132.
- Mcdougall, S., Pankey, W., Delaney, C., Barlow, J., Murdough, P.A., & Scruton, D. (2002). Prevalence and incidence of subclinical mastitis in goats and dairy ewes in Vermont, USA. *Small Rumin. Res.* 46, 115–121.
- Meza-Herrera, C.A. (2010). Goat production in the world: Main trends in Mexico and the Comarca Lagunera. Retrieved from the World Wide Web: www.uco.es
- Mungube, E.O., Tenhagen, B.A., Kassa, T., Regassa, F., Kyulwe, M. N., Greiner, M., & Baumann, M.P.O. (2004). Risk factors for dairy cow mastitis in the central highland of Ethiopia. *Trop. Anim. Health Prod.* 36, 463–472.
- Naccari F., Martino, D., Giofre, F., Passantino, A., & De Montis, P. (2003). Therapeutic efficacy of tilmicosin in ovine mammary infections, *Small Rumin. Res.* 47 (2003) 1–9.
- Neave, F. K., Dod, F. H., Kingwill R. G., & Westgarth, D. R. (1969). Control of Mastitis in the Dairy Herd by Hygiene and Management. *Journal of Dairy Science*, 52 (5), pp.696-707
- Ndegwa, E.N., Mulei, C.M., & Munya, S.J. (2000). Risk factors associated with subclinical mastitis in Kenyan dairy goats. *Israel Journal of Veterinary Medicine*, 56, 1–6.
- Paape M.J., Wiggans, G.R., Bannerman, D.D., Thomas, D.L., Sanders, A.H., Contreras, A., Moroni, P., & Miller, R.H. (2007). Monitoring goat and sheep milk somatic cell counts. *Small Rumin Res.* 68:114–125.
- Park, Y.W. (2002). Dairy goat commodity sheet, Fort Valley State University. Retrieved from the World Wide Web: www.goatworld.com

- Park, Y.W. (2011). *Goat Milk Products: Quality, Composition, Processing, Marketing*.31 January 2011, Agricultural Reserach Station, Fort Valley State University, Georgia, USA. Retrieved from the World Wide Web: www.extension.org
- Peacock, C.P. (2005). Goats-A pathway out of poverty. *Small Ruminants Research*, 60(1):179-186
- Poutrel B., De Cremoux, R., Ducelliez, M., & Verneau, D. (1997). Control of intramammary infections in goats: impact on somatic cell counts, *J. Anim. Sci.* 75 (1997) 566–570.
- Psa.Gov.Ph. (2016). *Dairy Industry Performance Report/ Philippine Statistical Authority*. Retrieved from the World Wide Web: <http://psa.gov.ph/content/dairy-industry-performance-report-1>
- Psa.Gov.Ph. (2017). *Goat Industry Performance Report/ Philippine Statistical Authority*. Retrieved from the World Wide Web: <https://psa.gov.ph/livestock-poultry-ipers/goat/inventory>
- Psa.Gov.Ph. (2017). *Goat Industry Performance Report/ Philippine Statistical Authority*. Retrieved from the World Wide Web: <https://psa.gov.ph/livestock-poultry-ipers/goat/production>
- Psa.Gov.Ph. (2017). *Goat Industry Performance Report/ Philippine Statistical Authority*. Retrieved from the World Wide Web: <https://psa.gov.ph/livestock-poultry-ipers/goat/prices>
- Radostits, E., Gay, C.C., Blood, D.G., & Hinchcliff, K.W. (2000). *Veterinary Medicine: a textbook of diseases of cattle, sheep, goats, pigs and horses*. 8th ed. London, Balliere Tindall
- Saratsis P., Leontides, L., Tzora, A., & Alexopoulos, C. (1998). Fthenakis G.C., Incidence risk and aetiology of mammary abnormalities in dry ewes in 10 flocks in SouthernGreece, *Prev. Vet. Med.* 37 (1998) 173–183.
- Schalm, Ow., & Noorlander, Do. (1957). Experiments and observations leading to development of the California mastitis test. *Journal of the Science* 84 237–244
- Sevi A., Massa, S., Annicchiarico, G., Dell'aquila, S., & Muscio, A. (1999). Effect of stocking density on ewes' milk yield, udder health and microenvironment, *J. Dairy Res.* 66 (1999) 489–499.

- Sevi A., Taibi, L., Albenzio, M., Annicchiarico, G., & Muscio, A. (2001). Airspace effects on the yield and quality of ewe milk, *J. Dairy Res.* 84 (2001) 2632–2640.
- Sharif, A., Umer, M., & Muhammad, G. (2009). Mastitis control in dairy production. *J. Agric. Soc. Sci.*, 5: 102–105
- Sheldrake, R. F., & Hoare, R. J. (1980). Effect of a disinfectant udder wash and a post-milking teat dip on the bacterial population of the teat end and on the rate of new intramammary infection. *Journal of Dairy Research*, 47(03), 253. doi:10.1017/s0022029900021142
- Tafta, V. (2010). *Sheep and Goat Growing*, Ceres Press House
- Smith, M.C., & Sherman, D.M. (2009). Mammary gland and milk production *Goat medicine*. 2nd ed. Vol. Chap. 14. Ames, IA, USA: Wiley-Blackwell. p. 647–689.
- Venturina, V. M., Abenoja, J.A., Rafael R.B. & Ortinero C.V. (2019). Development of Diagnostic and Management Protocols for intramammary infections in goats, National S&T Program on Dairy Goats Terminal Report, DOST PCAARRD.
- Wakwoya, A., Molla, B., Belihu, K., Kleer, J., & Hildebrandt, G. (2006). A Cross-sectional Study on Prevalence, Antimicrobial Susceptibility Pattern and Associated Bacterial Pathogens of Goat Mastitis. *Intern. J. Appl. Res. Vet. Med.* 4, 169–176.
- White, E.C. & Hinckley, L.S. (1999). Prevalence of mastitis pathogens in goat milk, *Small Rumin. Res.* 33 (1999) 117–121.
- Yener, S.M. (1989). Milk production from goats, *CIHEAM-Options Mediterraneees*, Serie Seminaires, no.6:149-157
- Ziluaga I., Romeo, M., & Marco, J. (1998). Prevalencia, patogenicidad y epidemiologia de los microorganismos implicados en procesos mamiticos del ganado ovino, *Ovis* 59 (1998) 27–49.
- Ziv, G., & Soback, S. 1989. Pharmacotherapeutics of newer antibacterial agents in lactating ewes and goats: a review, in: *Proceedings of the Fourth International Symposium on Machine Milking of Small Ruminants*, Tel Aviv, Israel, 1989, pp. 408–423.