

**FIELD PRACTICE REPORT ON THE HATCHERY OF SEA CUCUMBER
(*Holothuria scabra*) IN SOUTHEAST ASIAN FISHERIES DEVELOPMENT
CENTER-AQUACULTURE DEPARTMENT (SEAFDEC/AQD)**

By

KAE MATEO DAMIAN

**Department of Aquatic Post Harvest
COLLEGE OF FISHERIES
CENTRAL LUZON STATE UNIVERSITY
Science City of Muñoz, Nueva Ecija,
Philippines**

2018

**FIELD PRACTICE REPORT ON THE HATCHERY OF SEA CUCUMBER
(*Holothuria scabra*) IN SOUTHEAST ASIAN FISHERIES DEVELOPMENT
CENTER-AQUACULTURE DEPARTMENT (SEAFDEC/AQD)
LOCATED IN BRGY. BUYUAN, TIGBAUAN, ILOILO**

By


KAE MATEO DAMIAN


**Undergraduate Field Practice Report presented to the faculty
of College of Fisheries, Central Luzon State University
in partial fulfillment of requirements for the degree**


of

BACHELOR OF SCIENCE IN FISHERIES

Approved:


CLAIRE SAMANTHA T. JUANICO
Adviser


KARL MARX A. QUIAZON
Critic


JANET O. SATURNO
Department Chairperson


CLAIRE SAMANTHA T. JUANICO
Field Practice Coordinator

Accepted:


RAVELINA R. VELASCO
Acting Dean

**Department of Aquatic Post Harvest
COLLEGE OF FISHERIES
CENTRAL LUZON STATE UNIVERSITY
Science City of Muñoz, Nueva Ecija,
Philippines**

2018

BIOGRAPHICAL DATA



Personal Data

Name	Kae Mateo Damian
Birthday	December 04, 1995
Birth Place	Licaong, Muñoz, Nueva Ecija
Address	Licaong, Muñoz, Nueva Ecija
Parents	Rolando Sagun Damian and Leilanie Mateo Damian

Educational Attainment

Elementary	Licaong Elementary School Licaong, Muñoz, Nueva Ecija
Secondary	Muñoz National High School Bantug West, Muñoz, Nueva Ecija
Tertiary	Central Luzon State University Science City of Muñoz, Nueva Ecija

ACKNOWLEDGEMENT

First of all, the author would like to thank Almighty God for giving her strength and knowledge, especially for guiding and letting the author felt that she is secured and love throughout her field practice.

The author would like to thank her parents, Rolando S. Damian and Leilanie M. Damian, her sibling Ardy M. Damian for the unconditional love, financial support they had given, guidance and everlasting support which served as her inspiration and strength in accomplishing her field practice.

The author would like to express her deepest gratitude to her Adviser and Field Practice Coordinator, Ms. Claire Samantha T. Juanico for making this field practice possible through her effort in communicating and coordinating to the station she had work with, for the concern and understanding she had shown during their field practice and for the guidance from the start of the field practice until accomplishing this piece of work.

The author would like to express her appreciation to the Aquatic Post Harvest Chairperson, Prof. Janet O. Saturno and to her Critic Dr. Karl Marx A. Quiazon for the patience in editing and for giving ideas for the improvement of manuscript.

The author would like to acknowledge all her mentors in the College of Fisheries, for exposing the author into the field of fisheries, and for sharing their knowledge and skills in the practical works done during the training.

The author would like to thank SEAFDEC/AQD staffs and personnel, especially Mr. Caryl Vincent M. Genzola and Mr. Edgar Vincent V. Antolino for their warm welcome during the orientation and for accepting the trainees as their interns.

The author would like to extend her gratitude to Mr. Neil Tibubos and Mr. Romeo Tibudan who assisted and shared their knowledge during her field practice, and to all the staffs of Sea Cucumber Hatchery especially to her Supervisor, Mr. Jesus C. Rodriguez Jr. for letting the author learn from the various skills, for being patient in everything, for helping the author improves her abilities and for exposing the author on how is it feels to be an employee.

To her co-OJT's Ate Ann, Sarah, Chan, Jude and Jerold for the wonderful memories shared by each other, for the strong bond, friendship, for all the laughter and joy, for making this internship colorful and something that is worthwhile to remember.

To her fellow interns/buddies Maria Cellyne de Blas, April Doring, Ma.Elizabeth Esmeralda and Joni Mae Taguiam including Carl Vincent and Ronniel Mark for the genuine friendship, teamwork and for being her companion through laughter and sorrows.

Lastly, the author would like to thank her boyfriend, Mr. Erwin B. Punzalan, for the unwavering love, care, unending support during the time that the author encountered hardships and believing the author capabilities.

To all of them, this piece of paper was wholeheartedly dedicated and extended with a humble heart.

KAE MATEO DAMIAN

TABLE OF CONTENTS

	<u>Page</u>
LIST OF TABLE	vii
LIST OF FIGURES	viii
EXECUTIVE SUMMARY	xi
BACKGROUND OF FIELD PRACTICE	
Nature of Field Practice	1
Location and Description of the Station	2
Organization and Management of the Station	4
Cultured Species	5
Taxonomical Classification of Sea Cucumber	5
Basic Biology of Sea Cucumber	6
ACTIVITIES UNDERTAKEN	
Preparation of Tank	7
Preparation of Broodstocks	8
Sea Cucumber Spawning Induction	9
Egg Rinsing, Collection and Stocking	10
Larval Rearing of Sea Cucumber	10
Monitoring and Water Management in the LRT	12
Algal Cultures	14
Feeding Management of Sea Cucumber Larvae	16
Counting of Larvae	19
Settlement of Plates	20
Harvesting of Juveniles	22
Cleaning	23
OTHER ACTIVITIES	
Packing and Transport	25
Broodstock Food Nutrition Experiment Monitoring	25
Sampling	26
STRENGTHS AND WEAKNESSES OF THE HATCHERY	
Strengths of the Hatchery	27
Weakness of the Hatchery	28
REFERENCES	31

LIST OF TABLE

<u>Table No.</u>	<u>Title</u>	<u>Page</u>
1	Activities Undertaken During the OJT	29

LIST OF FIGURES

<u>Figure No.</u>	<u>Title</u>	<u>Page</u>
1	SEAFDEC/AQD Main Station	2
2	Organizational Chart	4
3	Sea Cucumber (<i>Holothuria scabra</i>)	5
4	Siphoning device with pipe and hose	8
5	Collection of broodstocks	8
6	Induced spawning of sea cucumber	9
7	Counting of fertilized eggs	10
8	Larval rearing tank (LRT)	11
9	Newly fertilized eggs	11
10	Gastrula stage larvae	11
11	Auricularia stage larvae	11
12	Doliolaria stage larvae	11
13	Pentactula stage larvae	11
14	Early juveniles	12
15	Mature adults	12
16	Daily recording of water parameters	13
17	YSI multi-parameter equipment	13
18	Monitoring of temperature	13
19	Thermometer	13
20	Monitoring of salinity	13
21	Refractometer	13

22	LRT with cover screen	14
23	Starter inoculants of <i>Chaetoceros calcitrans</i>	15
24	Starter inoculants of <i>Navicula ramossisima</i>	15
25	Commercial fertilizer	15
26	TMRL Fertilizer	15
27	Filter screen/Scoop net	16
28	Cultured <i>Chaetoceros calcitrans</i>	16
29	Cultured <i>Navicula ramossisima</i>	16
30	Filtering of <i>Chaetoceros calcitrans</i>	17
31	Feeding of sea cucumber larvae	17
32	Pails	17
33	Hemocytometer	18
34	Beaker	19
35	90 microns sieve	19
36	Tally counter	19
37	Sedge wick rafter	19
38	Microscope	20
39	Counting of larvae	20
40	<i>Spirulina</i> powder	21
41	Plates used for settlement	21
42	Painted of plates in both sides	21
43	Dried plates with <i>Spirulina</i> powder	21
44	<i>Spirulina</i> painted plates introduce in LRT	21

45	Paint brush	22
46	Half-filled seawater bin	22
47	Harvesting of juveniles	23
48	Drainage	23
49	Counting of harvested juveniles	23
50	Cleaning of tank	24
51	Cleaning and washing of plates	24
52	Plastic transport bag	25
53	Changing of pipe	26
54	Conditioning tank	26
55	Digital balance	26

**FIELD PRACTICE REPORT ON THE HATCHERY OF SEA CUCUMBER
(*Holothuria scabra*) IN SOUTHEAST ASIAN FISHERIES DEVELOPMENT
CENTER-AQUACULTURE DEPARTMENT (SEAFDEC/AQD) ^{1/}**

EXECUTIVE SUMMARY

Field practice on sea cucumber hatchery was conducted on June 21, 2016 to July 21, 2016 at Southeast Asian Fisheries Development Center–Aquaculture Department (SEAFDEC/AQD) Main Station located in Barangay Buyuan, Tigbauan, Iloilo.

Sea cucumbers belong to the group of animals called echinoderms. Their closest relatives are starfish and sea urchins. Sea cucumber has a thick, wormlike body with tentacles around the mouth. They typically have rows of tube feet along the body and breathe by means of a respiratory tree.

Activities undertaken includes preparation of tank, preparation of broodstocks, sea cucumber spawning induction, egg rinsing, collection and stocking, larval rearing of sea cucumber, monitoring and water management in the larval rearing tank (LRT), feeding management of sea cucumber larvae, algal cultures, counting of larvae, settlement of plates, harvesting of juveniles and cleaning. Other activities undertaken include packing and transport, broodstock food nutrition experiment monitoring and sampling.

Strengths of the hatchery are the availability of water supply, sufficient supply of aeration and dedicated staffs and personnel. Weakness of the hatchery is the presence of unwanted species.

^{1/}Undergraduate Field Practice Report presented in partial fulfillment of the requirements for graduation with the degree of Bachelor of Science in Fisheries. Prepared under the supervision of Ms. Claire Samantha T. Juanico under the Department of Aquatic Post Harvest, College of Fisheries, Central Luzon State University.

REFERENCES

- Agudo, N. 2006. Sandfish Hatchery Techniques. Noumea: The Australian Centre for International Agricultural Research, Secretariat of the Pacific Community and the Worldfish Center, 44 pp.
- Akamine, J. 2001. Holothurian Exploitation in the Philippines: Continuities and Discontinuities. *Tropics*, 10: 591-607.
- Ferdhouse, F. 2004. World markets and trade flows of sea cucumber/beche-de-mer, pp. 101–117. In: *Advances in Sea Cucumber Aquaculture and Management* (Lovatelli, A., C. Conand, S. Purcell, S. Uthicke, J. F. Hamel, and A. Mercier, Eds.). FAO Fisheries Technical Paper 463. Rome, Italy: FAO.
- Mercier, A., S. C. Battaglione, and J. F. Hamel. 1999. Daily burrowing cycle and feeding activity of juvenile sea cucumbers *Holothuria scabra* in response to environmental factors. *Journal of Experimental Marine Biology and Ecology*, 239: 125–156.
- Purcell, S. W., and D. S. Kirby. 2006. Restocking the sea cucumber *Holothuria scabra*: Sizing no-take zones through individual-based movement modeling. *Fisheries Research*, 80: 53–61.
- Purcell, S. W., and M. Simutoga. 2008. Spatio-temporal and size dependent variation in the success of releasing cultured sea cucumbers in the wild. *Reviews in Fisheries Science*, 16: 204–214.

<http://www.google.com.ph>

<http://www.seafdec.org.ph>