

**SUSTAINABILITY OF RICE PRODUCTION IN IRRIGATED FARMS OF
TALUGTUG, NUEVA ECIJA, PHILIPPINES**

RYDEL JHOY C. REFUJIA



An Undergraduate Thesis Submitted to the Faculty of the Department of Environmental
Science, College of Arts and Sciences, Central Luzon State University,
Science City of Muñoz, Nueva Ecija, Philippines
in Partial Fulfillment of the Requirements
for the Degree of

BACHELOR OF SCIENCE IN ENVIRONMENTAL SCIENCE


June 2017


ENV-SUS-02-17-015


APPROVAL AND ACCEPTANCE


The undergraduate thesis outline entitled **SUSTAINABILITY OF RICE PRODUCTION IN TALUGTUG, NUEVA ECIJA, PHILIPPINES** prepared and submitted by **RYDEL JHOY C. REFUJIA** in partial fulfillment of the requirements for the degree of **BACHELOR OF SCIENCE IN ENVIRONMENTAL SCIENCE** is hereby

APPROVED:



JONATHAN L. GALINDEZ, Ph.D.
Adviser
6-14-17
Date


FEDERICO O. PEREZ, Ph.D.
Critic
6-15-17
Date



CESAR V. ORTINERO, Ph.D.
Department Research Coordinator
6-16-17
Date


LUZVIMINDA S. QUITO, Ph.D.
Department Chair
6-16-17
Date

AND ACCEPTED:


ANNA MARIA LOURDES S. LATONIO, Ph.D.
College Research Coordinator

Date


MYRNA R. UMAGAT, Ph.D.
Dean

Date

BIOGRAPHICAL SKETCH

PERSONAL INFORMATION

Name : **RYDEL JHOY COMBES REFUJIA**
Date of Birth : December 18, 1995
Place of Birth : Talugtug, Nueva Ecija

EDUCATIONAL BACKGROUND

Elementary : **SAVERONA ELEMENTARY SCHOOL**
Talugtug, Nueva Ecija
March 2008
With Honor

Secondary : **TALUGTUG NATIONAL HIGH SCHOOL**
Talugtug, Nueva Ecija
March 2012
With honor

Tertiary : **CENTRAL LUZON STATE UNIVERSITY**
Science City of Muñoz, Nueva Ecija
Bachelor of Science in Environmental Science
June 2017

ACKNOWLEDGEMENT

The author's would like to express her deepest gratitude first to all the people who helped her in making this study in reality.

To the adviser **Sir Jonathan L. Galindez, Ph.D.** who guided the author thinking during confusing moment, patiently read her numerous drafts, for helping her improved her writing skills and for the advised and shared knowledge to the author.

To the critic **Sir Federico O. Perez, Ph.D** who provided valuable comments and suggestions to improve the study and also to the important knowledge shared.

To the former adviser of the author **Sir Jayson O. Villamor** for introducing this study to the author.

To **Sir Cesar V. Ortinero, Ph.D.** for the unending patient checking this work and for sharing his knowledge to the author and to all the students.

To all the **Faculty** of the Department of Environmental Science who extent their helps in any way, especially to **Ma'am Benilda Lorenzo** who willingly act as a DRC for the defense of my outline.

To **Ma'am Anna Maria Lourdes S. Latonio, Ph.D.** for the help, patient and for guiding the author in the statistical analysis in calculating the number of samples needed in the study.

To the **Aunt Elizabeth E. Guevarra**, to her cousin **Ericka E. Guevarra** and to her friends **Neri V. Aromin** and **Maria Theresa H. Luna** and to **Kennedick Arnold D. Balmeo** for helping and pushing the author to finished the survey and this study.

To the parents **Mr. Fidel R. Refujia Jr.** and **Mrs. Mary Gen C. Refujia** who endured the long process with the author, always offering love, prayers and support.

To **Ma'am Zenaida Cabute** of the Office of the Municipal Agriculturist for giving information for the study and unending patient she gave to the author whenever there is information needed and also to all the different Governmental Agencies who provided the author the different historical data that is valuable to the study.

To the **Farmers of Talugtug**, Nueva Ecija for the cooperation and time they gave in answering all the questions and sharing their stories to the author.

And finally to the **Almighty God** who gave the author the strength of mind and body to finish this work.

RYDEL JHOY C. REFUJIA

TABLE OF CONTENTS

	Page
TITLE PAGE	i
APPROVAL AND ACCEPTANCE	ii
BIOGRAPHICAL SKETCH	iii
ACKNOWLEDGEMENT	iv
TABLE OF CONTENTS	vi
LIST OF TABLES	ix
LIST OF FIGURES	x
LIST OF APPENDICES	xi
ABSTRACT	1
1 INTRODUCTION	2
1.1 Background of the Study	2
1.2 Significance of the Study	4
1.3 Objectives of the Study	4
1.4 Time and Place of the Study	5
1.5 Scope and Limitations of the Study	5
2 REVIEW OF RELATED LITERATURE	6
2.1 Rice Production before the Green Revolution	6
2.2 Rice Production during the Green Revolution	6
2.3 Evolution of Global Rice Production: 1961 to 2006	7
2.4 Rice Productivity in the Philippines	8
2.5 Meeting the challenge of global rice production	10
2.6 What it will take to Feed 5.0 Billion Rice Consumers in 2030	10
2.7 Factors Affecting Sustainable Rice Production	11
2.7.1 Climate Change	11
2.7.2 Maximizing the Value of Rice Harvest	12
2.7.3 Limited Growth in Rice Harvested Area	12

3	METHODOLOGY	14
3.1	Economic Viability	15
3.2	Stability of Productivity	16
3.3	Ecologically Sound	16
3.4	Assessment Tool	16
3.5	Assessment Procedure	17
	3.5.1 Pre-assessment	17
	3.5.1.1 Determining the sample size	17
	3.5.1.2 Identification of farmers respondents	18
	3.5.1.3 Establishment of the survey materials/questionnaire	18
	3.5.2 Assessment	19
	3.5.3 Post assessment	19
	3.5.3.1 Interpretation and discussion of the Analyses	19
	3.5.3.2 Formulation of Recommendation	19
3.6	Sampling Procedures	20
3.7	Data to be Gathered	20
	3.7.1 Primary data	20
	3.7.1.1 Cultural Management Practices	20
	3.7.1.2 Yield	21
	3.7.1.3 Amount of Fertilizer	21
	3.7.1.4 Amount of Pesticide	22
	3.7.1.5 Income	22
	3.7.1.6 Economic Lifestyle	22
	3.7.1.7 Environmental Conditions	23
	3.7.2 Secondary data	23
	3.7.2.1 Population Data	24
	3.7.2.2 Rice Production	24
	3.7.2.3 Rice Consumption	24
3.8	Method of data Analyses	24
	3.8.1 Rice Productivity	25
	3.8.2 Rice Consumption	25
	3.8.3 Population Growth Rate	26
	3.8.4 Parameter Index	26
	3.8.4.1 Productivity Index	27
	3.8.4.2 Economic Viability Index	27
	3.8.4.3 Ecological Index	28
	3.8.5 Sustainability Index	28
4	RESULTS AND DISCUSSION	30
4.1	Location and Boundaries	30
4.2	Topography and Soils	30
4.3	Rice Production	35

4.3.1	Future Rice Production for Wet Season and Dry Season (First Scenario)	37
4.3.2	Future Rice Production for Wet Season and Dry Season (Second Scenario)	38
4.4	Rice Consumption	39
4.4.1	Future Population and Rice Consumption	40
4.5	Socio-demographic Characteristics of the Representative Farmers	41
4.5.1	Other Sources of Income	44
4.6	Cultural Management Practices and Services	44
4.6.1	Farm Management Practices of the Farmers	44
4.6.2	Pesticides Application	46
4.6.3	Fertilizer Application	48
4.6.4	Institutional Support and Service	50
4.7	Environmental Condition	51
4.8	Income	51
4.9	Economic Lifestyle	53
4.10	Assessment of the Levels of Sustainability	55
4.10.1	Dimension Index (Minimum and Maximum Values)	55
4.10.2	Levels of Sustainability	56
5	SUMMARY, CONCLUSION AND RECOMMENDATIONS	58
5.1	Summary	58
5.2	Conclusion	60
5.3	Recommendation	61
	LITERATURE CITED	63
	APPENDICES	66

LIST OF TABLES

Table No.	Title	Page
4.1	Projected rice production for wet season and dry season with the decrease in arable land, and future population. (First Scenario)	37
4.2	Projected rice production for wet season and dry season with the decreasing arable land and future population. (Second Scenario)	39
4.3	Projected population and total rice consumption of the Municipality of Talugtug, Nueva Ecija from year 2016 to 2066.	41
4.4	Socio-demographic characteristics of the representative farmers.	43
4.5	Other source of income of the representative farmers.	44
4.6	Farm management practices of farmer respondents.	46
4.7	Farmer's in their usage of pesticides in terms of liter per hectare.	48
4.8	Fertilizer used of farmers during the wet season of 2016 in bags/ha.	49
4.9	Fertilizer used of farmers during the dry season of 2016 in bags/ha.	50
4.10	Institutional support received by the farmers in Talugtug.	51
4.11	Net income obtained by the farmers of Talugtug, Nueva Ecija during the dry cropping season of 2016.	52
4.12	Net income obtained by the farmers of Talugtug, Nueva Ecija during the wet cropping season of 2016.	53
4.13	Gadgets owned by the Farmers.	54
4.14	Appliances used by the Farmers.	54
4.15	Parameter of the sustainability index used with the corresponding indicators and minimum and maximum values.	56
4.16	Computed parameter index and sustainability index of Talugtug, Nueva Ecija on its wet and dry cropping season of 2016.	57
4.17	Description and value of ranges for sustainability index.	57

LIST OF FIGURES

Figure No.	Title	Page
3.1	Agricultural Indicators for measuring Sustainability.	15
4.1	Political Boundary map of the Municipality of Talugtug, Nueva Ecija. (Source: Office of the Municipal Planning and Development Coordinator.)	32
4.2	Agricultural map of the Municipality of Talugtug, Nueva Ecija. (Source: Office of the Municipal Planning and Development Coordinator.)	34
4.3	Map of the Municipality of Talugtug, Nueva Ecija showing the way of the irrigation facility system. (Source: Office of the Municipal Planning and Development Coordinator.)	34
4.4	The average rice production of the Municipality of Talugtug in main crop and second crop from the year 2001-2016 in a unit of metric ton (Office of the Municipal Agriculturist).	35
4.5	The total rice consumption of the Municipality of Talugtug, Nueva Ecija from the year 2001-2016.	39

LIST OF APPENDICES

Appendix No.	Title	Page
1	Questionnaire	67
2	Historical Rice Consumption and Rice production of Talugtug, Nueva Ecija	71
3	Calculation of Indices for Sustainability	72

SUSTAINABILITY OF RICE PRODUCTION IN IRRIGATED FARMS OF TALUGTUG, NUEVA ECIJA, PHILIPPINES ¹

RYDEL JHOY C. REFUJIA

ABSTRACT

Background: The most important economic products produce in the Philippines that take 21.86% of the gross value added in agriculture is rice according to Philippine Statistic Authority. Philippines accounts as the world top 8 producer of rice but surprisingly it is also the top importer of rice. About 80% of the Filipinos ate rice which serves as the source of the 46% of the calorie intake and 35% of their protein consumption (Koirala, et al., 2013). **Methods:** Sustainability is what peoples need to ensure the needs of the present and future generation. Sustainability of rice production in the Municipality of Talugtug was assessed by using statistical method to predict the future rice production and rice consumption and by the used of an interview to the randomly selected farmers. **Results:** Results of the study showed that the computed values for the productivity during the main crop was said to be low sustainable with the corresponding value of 0.47 and for the second crop it was 0.54 that is said to be in low sustainable. In economic viability, both values are described as high sustainable while ecological soundness was low sustainable. The levels of sustainability of the rice production of the Municipality of Talugtug, Nueva Ecija for the wet season was low sustainable and for the dry cropping season based on the results of the study was describe as in medium sustainable. **Conclusions:** Results of the study, the production of rice at present can sustain the needs of the people at present. With the increasing population and decreasing land area based on the projection, the rice production of Talugtug can sustain the future total rice demand of Talugtug in the next 50 years.

Keywords: Sustainability, rice production, rice consumption, productivity, economic viability and ecological soundness.

¹ An undergraduate thesis presented to the Faculty of the Department of Environmental Science, College of Arts and Sciences, Central Luzon State University, Science City of Muñoz, Nueva Ecija in partial fulfillment of the requirements for the degree of Bachelor of Science in Environmental Science. Prepared under the supervision of Assistant Professor Dr. Jonathan L. Galindez, and Professor Dr. Federico O. Perez. June 2017. ENV-SUS-02-17-0XX

LITERATURE CITED

- Abdullah, A. B., Ito, S., & Adhana, K. (2006, March). Estimate of rice consumption in Asian countries and the world towards 2050. In *Proceedings for Workshop and Conference on Rice in the World at Stake* (Vol. 2, pp. 28-43). Retrieved January 8, 2016 from <http://worldfood2.apionet.or.jp/alias.pdf>
- Anand, S. and Sen, A.K. 2000. The Income Component of the Human Development Index. *Journal of Human Development*, 1(1): 83–106.
- Asadi, A., Kalantari, Kh., & Choobchian, Sh. (2013). Structural analysis of factors affecting agricultural sustainability in Qasvin province, Iran. *Journal of Agriculture Science and Technology*, 15(1), 1-22. Retrieved January 8, 2016 from http://jast.modares.ac.ir/article_4942_6a99226caae2dbcae833a18992c58423.pdf
- Wailez, E. J. & Chavez, E. C. (2012, August). *ASEAN and global rice situation and outlook* (Working Paper No. 22). Metro Manila, Philippines: Asian Development Bank. Retrieved December 27, 2015 from <https://www.adb.org/sites/default/files/publication/29969/adb-wp-22-asean-global-rice-situation.pdf>
- Bautista, E. U., & Javier, E. F. (2008). *Rice Production Practices* (No. RPS 2008-02). Philippine Institute for Development Studies. Retrieved January 8, 2016 from <http://search.proquest.com/openview/8fac4e54bf38a45df39cd0fb51b37d2e/1?pq-origsite=scholar>
- Bordey, F. H. (2010). *The impacts of research on Philippine rice production*. Unpublished doctoral dissertation, University of Illinois, Urbana Champaign, IL.
- David, C. C. & Balisacan, A. (1995). Philippines rice supply demand: Prospect and policy implication. *Journal of Philippine Development*, 22(2), 233-263. Retrieved December 7, 2015 from <http://dirp3.pids.gov.ph/ris/dps/pidsdps9528.pdf>
- Dawe, D., Cabling, J. M., Moya, P. & Casiwan, C. (2006). Some little known facts about rice in the Philippines. In D. M. Dawe, P. Moya, C. Casiwan (Eds.), *Why does the Philippines import rice?* (pp. 1-25). Los Baños, Philippines: International Rice Research Institute.
- Diagne, M., Demont, M., Seck, P., & Diaw, A. (2013). Self-sufficiency policy and irrigated rice productivity in the Senegal River Valley. *Food Security*, 5(1), 55-68. doi:10.1007/s12571-012-0229-5
- Food and Agricultural Organization (2011). *The state of food and agriculture*, Rome, Italy: Author. Retrieved August 26 2015 from www.fao.org/docret/013/i2050e.pdf

- Hayati, D., Ranjbar, Z., & Karami, E. (2011). Measuring agricultural sustainability. *Biodiversity, Biofuels, Agroforestry and Conservation Agriculture and Sustainable Agriculture* 6(1):73–100. <http://doi.org/10.1007/978-90-481-9513-8>
- Jamora, N. V. (2004). The potential for crop diversification in eleven key rice-producing provinces—Rice production in Nueva Ecija. In D. C. Dawe, P. F. Moya, & C. B. Casiwan (Eds.), *Why does the Philippines import rice ?* (pp. 133–137). Los Baños Philippines: International Rice Research Institute.
- Khush, G. S. (2005). What it will take to Feed 5.0 Billion Rice consumers in 2030. *Plant Molecular Biology*, 59:1–6. <http://doi.org/10.1007/s11103-005-2159->
- Koirala, K. H., Mishra, A. K., & Mohanty, S. (2014, February). *Determinants of rice productivity and technical efficiency in the Philippines*. Paper presented at the 46th annual meeting of the Southern Agricultural Economics Association, Dallas, TX. Retrieved January 8, 2016 from <http://purl.umn.edu/162501>
- Kubo, M. & Purevdorj, M. (1991). The future of rice production and consumption. *Journal of Food Distribution Research*, 32(1), 128–142. Retrieved from December 27, 2015 <http://ageconsearch.umn.edu/bitstream/27145/1/35010128.pdf>
- Nguyen, N. van (1990). *Sustainable intensification of rice production for food security in the near future*. (Edited Report No. 146). Rome, Italy: Food and Agriculture Organization. Retrieved December 27, 2015 from <ftp://ftp.fao.org/docrep/fao/005/y4347E/y4347e01.pdf>
- Nguyen, N. van, & Ferrero, A. (2006). Meeting the challenges of global rice production. *Paddy Water Environment*, 4:1–9. <http://doi.org/10.1007/s10333-005-0031-5>
- Nidoy, M. M. (2015, April-June). What we talk about when we talk about food. *PhilRice Magazine* 28(2), 6-8. Retrieved February 16, 2016 from http://www.philrice.gov.ph/wpcontent/uploads/2015/05/Riceforall_FINALlowres.pdf
- Pate, N. T., & Cruz, A. T. (2007, October). Technical efficiency of Philippine rice-producing region: An econometric approach. In *10th National Convention on Statistics* (pp. 1-2). Manila, Philippines. Retrieved December 27, 2015 from <http://n.ap.psa.gov.ph/ncs/10thNCS/papers/contributed%20papers/cps-08/cps08-03.pdf>
- Sebastian, L. S., Alviola, P. A. & Francisco, S. R. (2000). Bridging the rice yield gap in the Philippines. In M. K. Papademetriou M. K. Dent, & E. M. Herath (Eds.), *Bridging the rice yield gap in the Asia-Pacific region* (pp. 122-134). Bangkok, Thailand: Food and Agricultural Organization. Retrieved February 16, 2016 from www.fao.org/3/a-x6905e.pdf

- Schlossberg, M., and Zimmerman, A. (2007). Developing statewide indices of environmental, economic, and social sustainability: A look at Oregon and the Oregon Benchmarks. *Local Environment*, 8(6):641–660. <http://doi:10.1080/1354983032000152743>
- Timmer, C. P. (2012). Behavioral dimensions of food security. *Proceedings of the National Academy of Sciences, USA*, 109 (31), 12315-12320.
- Umetsu, C., Lekprichakul T., & Chakravorty, U. (2003). Efficiency and technical change in the Philippine rice sector: A malmquist total factor productivity analysis. *American Journal of Agricultural Economics* 85(4), 943-963. Retrieved January 8, 2016 from http://economics.emory.edu/home/documents/workingpapers/chakravorty_99_34_paper.pdf
- United Nations Development Programme (2015). *The rise of the South human progress in a diverse world*, New York, NY: Author. Retrieved December 7, 2016 from United Nations Development Program website: <http://hdr://undp.org/en/2015report>
- Villamor, J. O. (2009). *Rice agroecosystem sustainability of urbanized area in Nueva Ecija, Philippines*. Unpublished master's thesis, Central Luzon State University, Science City of Muñoz, Nueva Ecija, Philippines.